

**SPECIFICATIONS**

CHASSIS: FORD F-550 2DR XL 4X2  
 ENGINE:  
 TRANSMISSION:  
 FRONT AXLE:  
 REAR AXLE:  
 PUMP:  
 WATER TANK:

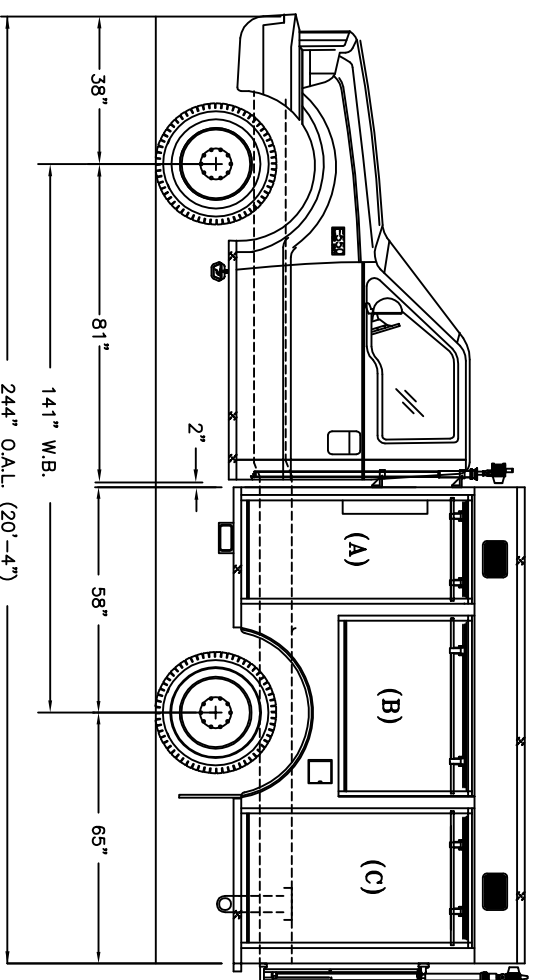
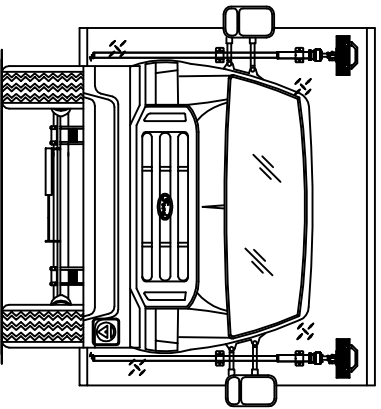
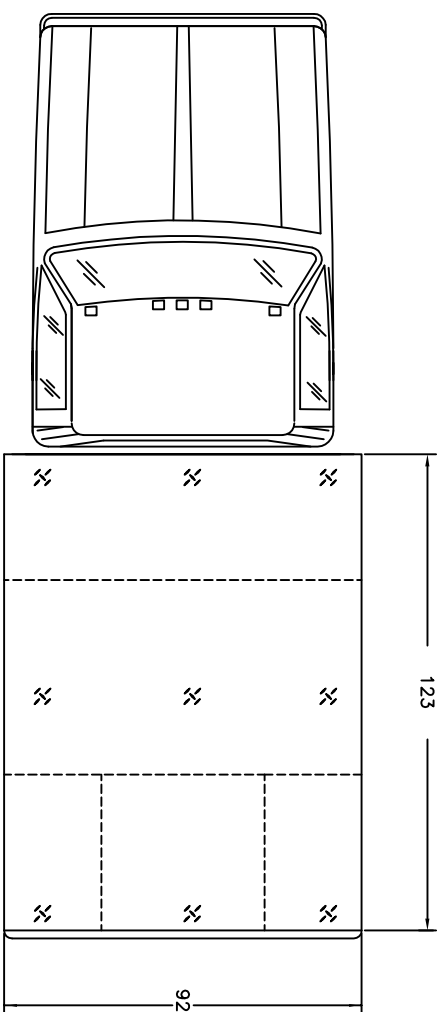
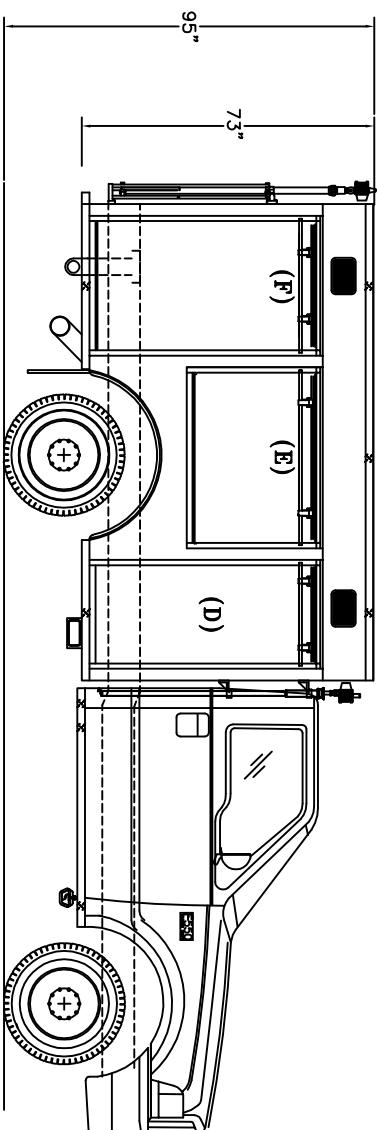
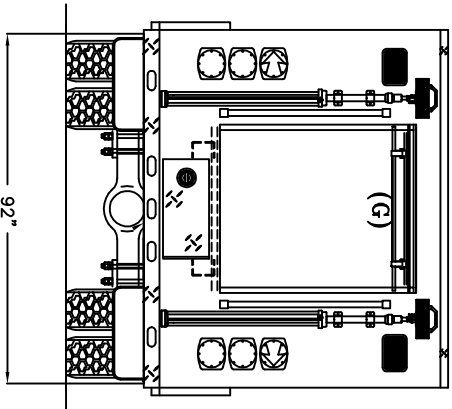
**COMPARTMENT SIZE**

(A/D): 62"H x 31 1/2"W x 24"D TRANSVERSE OVER FRAME  
 (B/E): 33 1/2"H x 51 1/2"W x 24"D  
 (C/F): 62"H x 39 3/4"W x 24"D  
 (G): 48"H x 44"W x 40 1/2"D  
 (H): 14"H x 30"W x 16"D

**DOOR OPENING**

(A/D): 61"H x 28"W  
 (B/E): 31 9/16"H x 48 1/2"W  
 (C/F): 61"H x 36"W  
 (G): 47"H x 40"W

**DISCHARGES**



**PLEASE REVIEW AND RETURN  
 A SIGNED COPY.**

NAME: \_\_\_\_\_  
 TITLE: \_\_\_\_\_  
 DATE: \_\_\_\_\_

**CUSTOMER PAINT CODES:**

LOWER CAB AND BODY: \_\_\_\_\_

CAB TWO TONE: \_\_\_\_\_

**THIS DRAWING IS A GENERAL CONFIGURATION AND MAY NOT  
 NECESSARILY REFLECT ALL CONTRACTUAL REQUIREMENTS.**

REV	DATE	REVISION DESCRIPTION	APP'D
A			

SALES ENGINEER : ANDREW YENSER

**KOVATCH MOBILE EQUIPMENT**  
 ONE INDUSTRIAL COMPLEX  
 RESQUOENING, PA 18240

TOLERANCE UNLESS OTHERWISE SPECIFIED FRACTIONS ±1/8"  
 DECIMALS ±.000 THREE PLACE ±.010 REMOVE ALL ZEROS  
 ONE PLACE ±.030 TWO PLACE ±.030 ANGLES ±2° AND SHARP EDGES

DATE 8-17-05 SCALE NONE DRAWN BY JIM APPROVED BY AY

**CAD**

**KME COMMERCIAL 4X2**

**DPS-SAIKAN MS**

**GSO#6376**

**DO NOT CHANGE MANUALLY**