

**SPECIFICATIONS**

CHASSIS: INTL 7600 SBA 2 DR 6X4  
 ENGINE: CAT C-13ACERT 410 HP  
 TRANSMISSION: ALLISON 4000 EVS 5 SPD AUTO  
 FRONT AXLE: 18,000#  
 REAR AXLE: 48,000#  
 PUMP: HALE DSD-1500 1500 GPM SINGLE STAGE  
 WATER TANK: 3000 GALLON UPF POLY IBE

**COMPARTMENT SIZE**

(A): 30"H X 49 3/4"W X 24"D  
 (B): 30"H X 52 3/4"W X 24"D  
 (C): 13"H X 30 3/4"W X 22"D

**DOOR OPENING**

(A): 31"H X 46"W  
 (B): 31"H X 52"W  
 (C): 11"H X 28"W

**DISCHARGES**

(2) 2 1/2" LEFT SIDE  
 (1) 2 1/2" & (1) 4" RIGHT SIDE  
 (1) 2 1/2" LEFT FRONT HOSBEED  
 (2) 1 3/4" CROSSLAYS

**PLEASE REVIEW AND RETURN  
 A SIGNED COPY.**

NAME: \_\_\_\_\_  
 TITLE: \_\_\_\_\_  
 DATE: \_\_\_\_\_

**CUSTOMER PAINT CODES:**

LOWER CAB AND BODY: RED 71528  
 CAB TWO TONE: \_\_\_\_\_

THIS DRAWING IS A GENERAL CONFIGURATION AND MAY NOT  
 NECESSARILY REFLECT ALL CONTRACTUAL REQUIREMENTS.

C	4-8-05	REVISED	JGW
B	2-11-05	REVISED TO GSO#	JGW
A		PROPOSAL	J.T.
SYM	DATE	REVISION DESCRIPTION	APP'D

SALES ENGINEER : JASON WITMER

**KOVATCH MOBILE EQUIPMENT**  
 ONE INDUSTRIAL COMPLEX  
 MESSINGBOROUGH, PA 18240

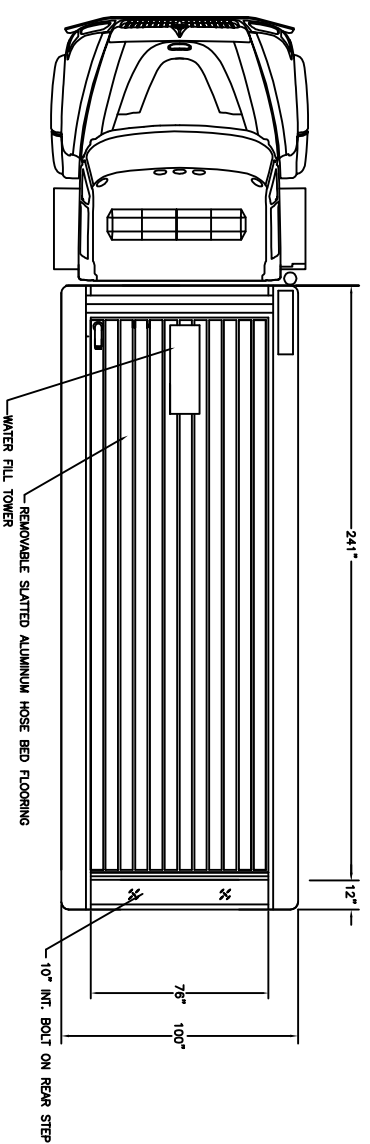
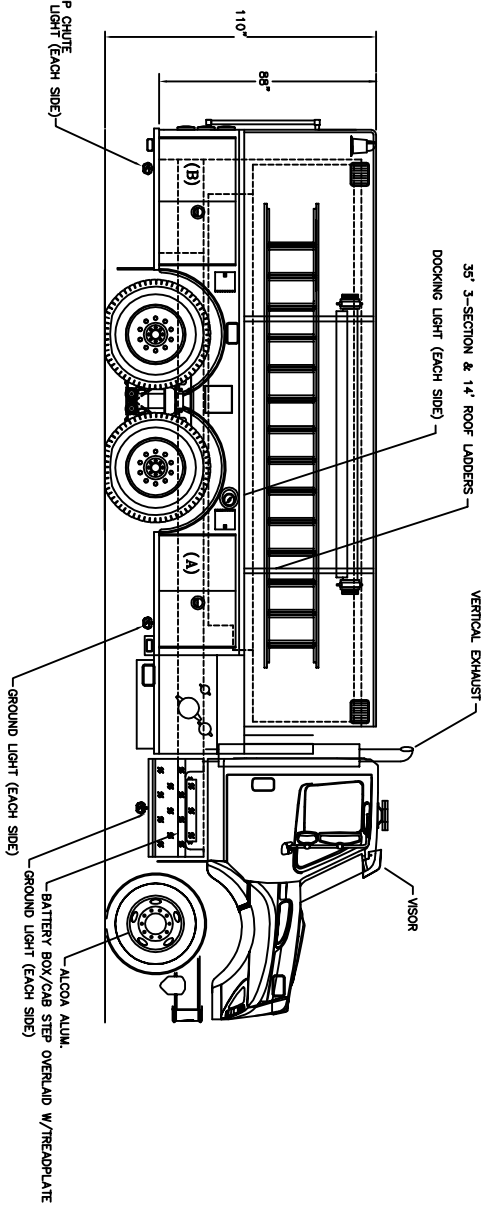
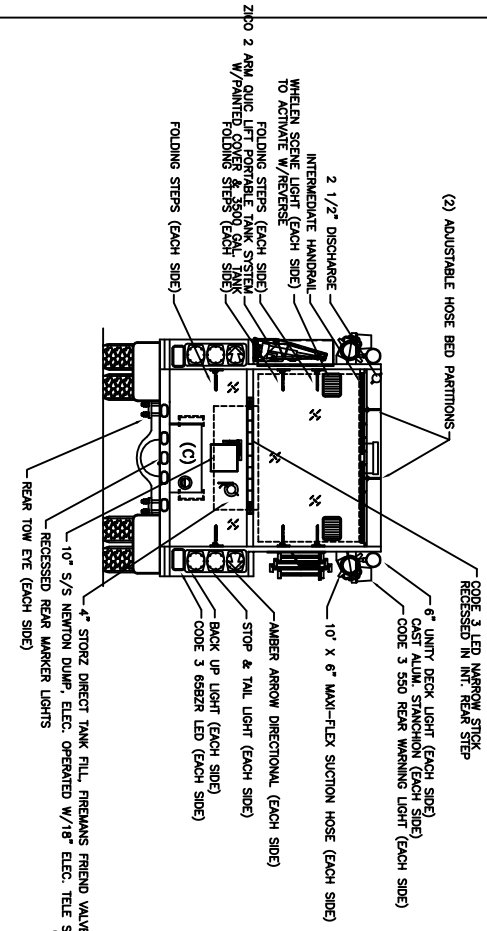
TOLERANCE UNLESS OTHERWISE SPECIFIED  
 DECIMALS FRACTIONS: ± 1/8"  
 ONE PLACE: ± .060 THREE PLACE: ± .010 REMOVE ALL DIMS  
 TWO PLACE: ± .030 ANGLES: ± 2' AND SHARP EDGES

SCALE NONE DRAWN BY J.J.M.  
 APPROVED BY J.G.W.  
**KME COMMERCIAL PUMPER**

WILBURTON, PA

GSO#6117

**DO NOT CHANGE MANUALLY**



- NOTE:
- ZHO DOCK LIGHTS.
  - KISSMAIL 081-3-1200 SINGLE CHARGER
  - PUMP PANEL AIR HORN BUTTON
  - PUMP PANEL AIR HORN
  - 12VMS ON TEMP GAUGE ON PUMP PANEL.
  - IC, ST. ULTRA-BRIGHT 14 LIGHT LED WATER TANK.
  - IC, ST. ULTRA-BRIGHT 14 LIGHT LED WATER GAUGE.
  - IC, ST. ULTRA-BRIGHT 2 LIGHT PRESS TRANSDUCER.
  - IC, ST. ULTRA-BRIGHT 4 LIGHT PRESS TRANSDUCER.
  - 9" TANK VENT PIPE.
  - (9) ADDITIONAL DUMP CONTROL SWITCHES.
  - HOSBEED CAPACITY = 70 CU. FT.
  - HOSBEED COVER, VINYL W/VELCRO.
  - HOSBEED COVER, VINYL W/VELCRO.
  - HOSBEED COVER, VINYL W/VELCRO.
  - HOSBEED COVER, VINYL W/VELCRO.
  - LETTERING/PIN STRIPING SIGNCOLO.
  - LETTERING 3" UP TO 100 LETTERS, RIBBON STYLE.
  - MAITSE CROSSER (1) BEAM KME STD.
  - 3500 GALLON FOLD X TANK
  - CODE 3 LED NARROW STOK IN INT. STEP.
  21. LADDER BRACKET.
  - LADDER BRACKET.

