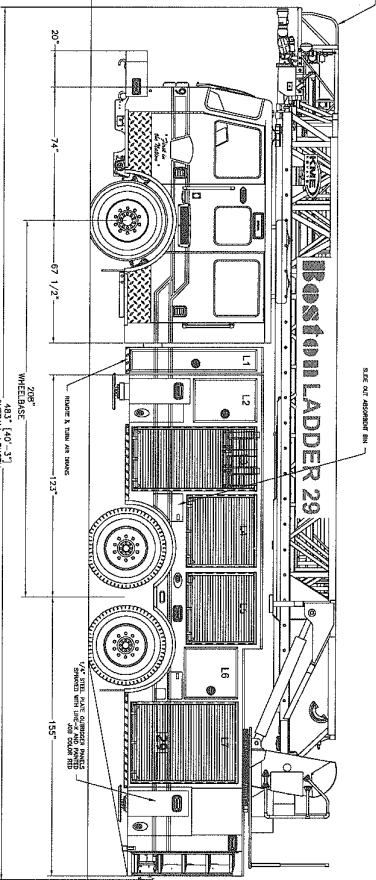
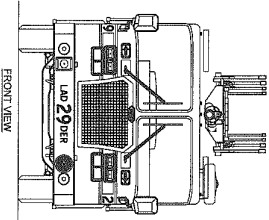
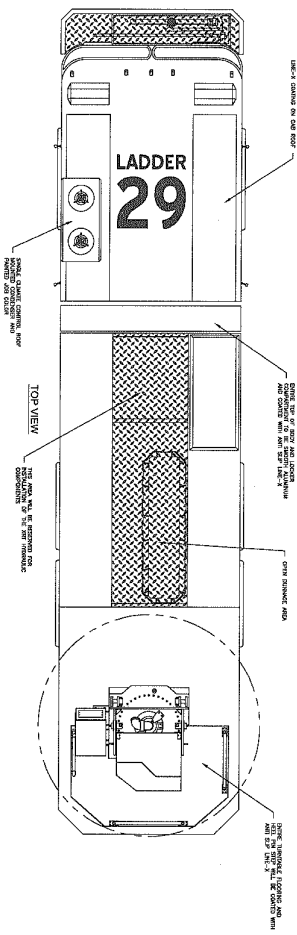
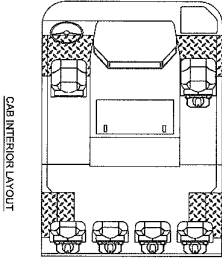
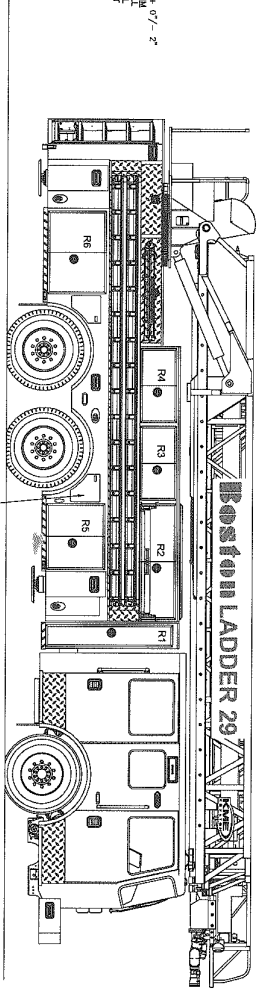
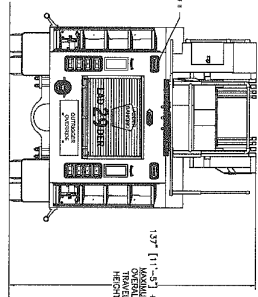
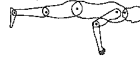


- 12'-0"
- 11'-6"
- 11'-0"
- 10'-6"
- 10'-0"
- 9'-6"
- 9'-0"
- 8'-6"
- 8'-0"
- 7'-6"
- 7'-0"
- 6'-6"
- 6'-0"
- 5'-6"
- 5'-0"
- 4'-6"
- 4'-0"
- 3'-6"
- 3'-0"
- 2'-6"
- 2'-0"
- 1'-6"
- 1'-0"
- 0'



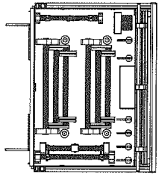
SPECIFICATIONS

DESIGNER: SCORSE SERVICE, LTD. W/ FLAT RAMP DESIGN
 MANUFACTURER: ALUMINUM FABRICATORS, 6-SECTION ALUMINUM
 REAR AXLE: UNIVERSAL M-50-750, 54,000 LBS.
 TANK:

GROUND LADDERS

- 1 - ACO-11E 50' 3-SECTION, 103.5-6P
- 2 - ACO-11E 50' 3-SECTION, 103.5-6P
- 3 - ACO-11E 40' 3-SECTION, 103.5-6P
- 4 - ACO-11E 30' 2-SECTION, 103.5-6P (OR BODY)
- 5 - ACO-11E 20' 2-SECTION, 103.5-6P
- 6 - ACO-11E 10' 2-SECTION, 103.5-6P
- 7 - ACO-11E 10' 2-SECTION, 103.5-6P
- 8 - ACO-11E 10' 2-SECTION, 103.5-6P
- 9 - ACO-11E 10' 2-SECTION, 103.5-6P
- 10 - ACO-11E 10' 2-SECTION, 103.5-6P
- 11 - ACO-11E 10' 2-SECTION, 103.5-6P
- 12 - ACO-11E 10' 2-SECTION, 103.5-6P
- 13 - ACO-11E 10' 2-SECTION, 103.5-6P
- 14 - ACO-11E 10' 2-SECTION, 103.5-6P
- 15 - ACO-11E 10' 2-SECTION, 103.5-6P
- 16 - ACO-11E 10' 2-SECTION, 103.5-6P
- 17 - ACO-11E 10' 2-SECTION, 103.5-6P

(NOTE: MOUNTED ON METAL BASE SECTION)
 (NOTE: LITTLE DRAIN COMBINATION, MODEL 17)
 (NOTE: MOUNTED ON OFFICERS SIDE OF BODY)



NOTES

THIS DRAWING IS A GENERAL REPRESENTATION AND MAY NOT BE USED FOR CONSTRUCTION WITHOUT THE APPLICABLE DIMENSIONS AND APPROVALS. PLEASE REVIEW AND RETURN A SIGNED COPY.

CUSTOMER PAINT CODES

LOWER CAB AND BODY: P70 AND P107/20
 CAB TIRE TONS: N/A
 LADDER: P03 SILVER FABRI-TEK
 COMPARTMENT INTERIOR: LINE-X LIGHT GREY

| | | | |
|------------|---------|--------------|--------------|
| DATE | SCALE | APPROVED BY: | DESIGNED BY: |
| 09/23/2011 | 3/8"=1' | JAS | JAS |
| 09/23/2011 | 3/8"=1' | JAS | JAS |

109' AEROMAT REMOUNT LADDER
 BOSTON FIRE DEPARTMENT
 8907 - 9869

DO NOT CHANGE MANUALLY