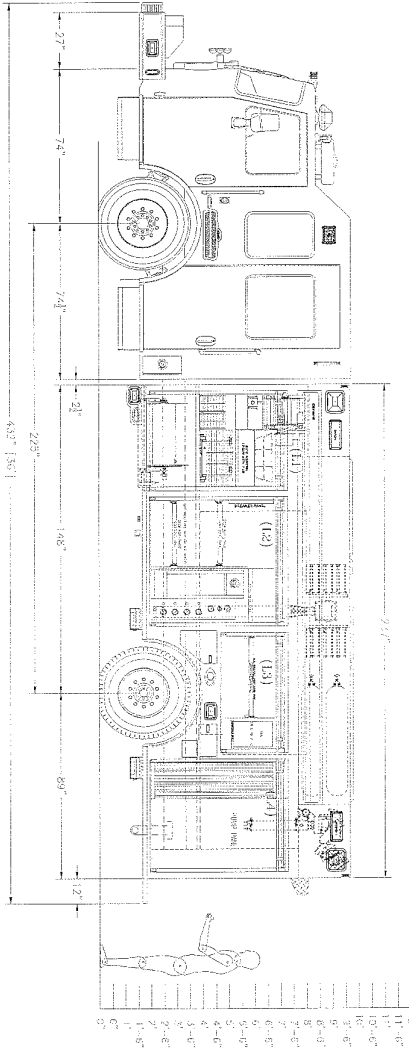
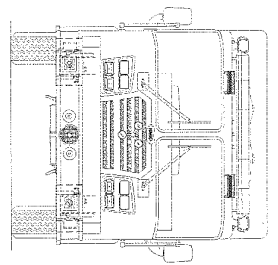
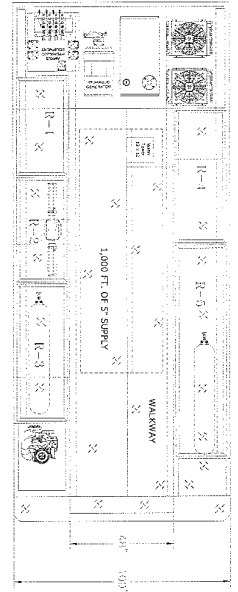

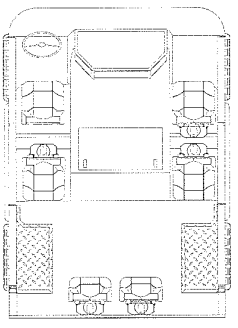


1:1 scale  
 1/2" = 1'-0"  
 1/4" = 3'-0"  
 1/8" = 6'-0"  
 1/16" = 12'-0"



1:1 scale  
 1/2" = 1'-0"  
 1/4" = 3'-0"  
 1/8" = 6'-0"  
 1/16" = 12'-0"

**CHASSIS**  
 MAKE: PERMYVA  
 CAB: 16' FANDED HOOP  
 ENGINE: PERMYVA 4000  
 TRANSMISSION: PERMYVA 5-SPEED AUTO  
 FRONT AXLE: 22,200 LBS.  
 REAR AXLE: 34,500 LBS.

**TANK**  
 PUMP: 1500 GPM SINGLE STAGE  
 TANK: 500 GALLONS  
 WATER: 500 GALLONS  
 WASTE: N/A  
 FUEL: N/A  
 BATTERY: N/A  
 OTHER: N/A

**BODY**  
 BODY TYPE: 257" REAR MOUNT  
 MATERIAL: 3/16" ALUMINUM  
 CONSTRUCTION: HARRISON 25,000 WATT MOBILE PRO/150 PSM SYSTEM

**CUSTOMER APPROVAL:**  
 NAME: \_\_\_\_\_  
 TITLE: \_\_\_\_\_  
 DATE: \_\_\_\_\_

**THIS DRAWING IS A GENERAL CONCEPTUAL AND MAY NOT REPRESENT EXACTLY ALL CONTACTED REQUIREMENTS. CONSULT SPECIFICATIONS SHALL TAKE OVER DESIGN.**

**KME KOVATICH**  
 KOVATICH MOBILE EQUIPMENT  
 1121/2011 L-5347 D [Signature]  
 SALES ENGINEER: CASHY TAYLOR

**KME KOVATICH**  
 1121/2011 L-5347 D [Signature]  
 KME CUSTOM REAR PUMPER  
 JACKSON TOWNSHIP, PA  
 GSO# 8589