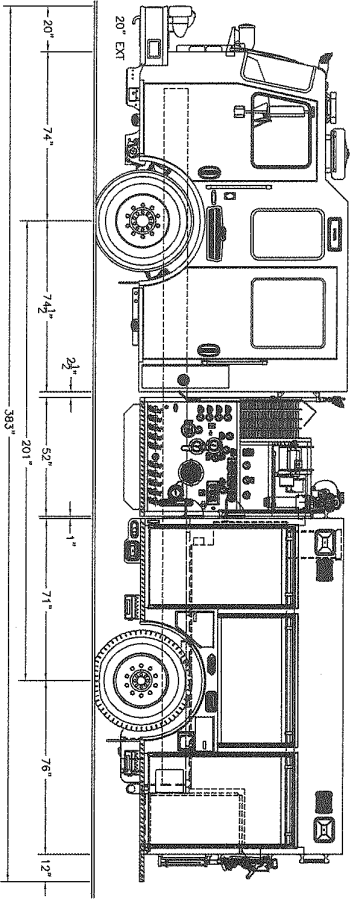
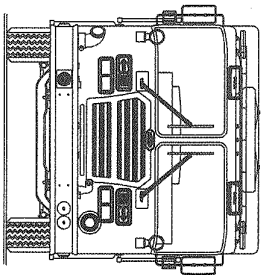
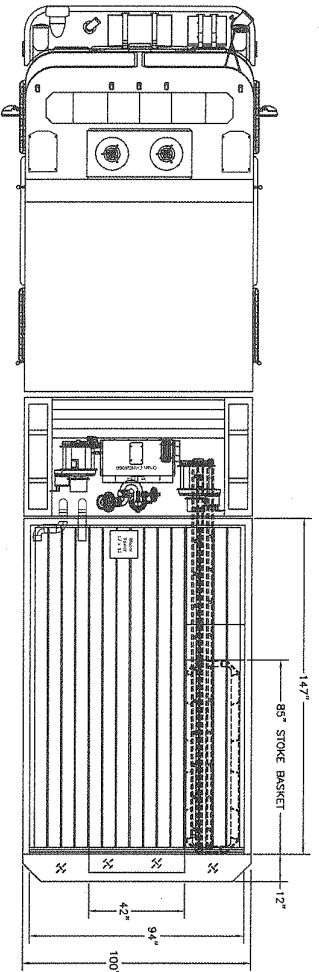
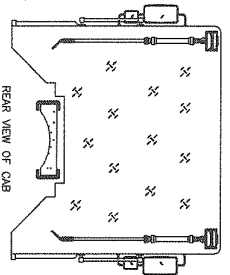


NOTE:
 120 THE 1" CORNER
 315 THE ASY 1 1/4"
 425 THE ASY 2"
 425 THE ASY 2"



CHASSIS
 MAKE: PANTHER 100"
 ENGINE: 10" RATED
 TRANSMISSION: ALLISON 3000RS 9 SPEED AUTOMATIC
 FRONT AXLE: 22,500 LB
 REAR AXLE: 21,000 LB

PUMP
 PUMP: WATERIOUS CSF-C60-2000 SINGLE STAGE
 INLET: 6" & 8-1/2"
 DRIVER SIDE: 6" & 8-1/2"
 OPERATOR SIDE: 6" & 8-1/2"
 REAR: N/A
 DISCHARGE: (2) 2-1/2" & (1) 2-1/2"
 OVERFLOW: (1) 1-1/2" & (1) 1-1/2"
 FRONT: (1) 1-1/2" & (1) 1-1/2"
 REAR: (1) 1-1/2" & (1) 1-1/2"
 OTHER: 1-3/4" CROSSLAWS

TANK
 TANK: POLY
 WATER: 750 GALLONS
 EXTRA FILLS: N/A
 DUMPS: N/A

BODY
 BODY TYPE: 147" FLUSHBACK
 MATERIAL: 3/16" ALUMINUM
 COMPLETION: HEIGHT/PIVOT DEPTH
 OPERATOR SIDE: PIVOT HEIGHT/PIVOT DEPTH
 ROSSER: TWO (2) 4" & TWO (2) 3"
 HISS LOAD: 800" OF 3"
 200" OF 2-1/2"

MISC.
 GENERATOR: ONAN 6000 WATT MOBILE PRO/HYD
 FLOW SYSTEM: N/A

CUSTOMER APPROVAL:
 NAME: _____
 TITLE: _____
 DATE: _____

THIS DRAWING IS A GENERAL CONFIGURATION AND MAY NOT
 CONTRACT SPECIFICATIONS SHALL PREVAIL OVER DRAWING
 DIMENSIONS ARE APPROXIMATE
 DATE: 1-24-82
 DRAWN BY: D
 CHECKED BY: BGS
 APPROVED BY: BGS
 SALES ENGINEER: RYAN SLANE



KOVATCH MOBILE EQUIPMENT
 ONE BROADWAY CORNER - NETHERBORO, PA 17640
 PHONE: 717-261-1111
 FAX: 717-261-1112
 1-800-441-1111
 GOOD WILL F.C.#4, POTTSVILLE, PA
 GSO#8563