

** NOTE **
 OVERALL HEIGHT
 12R TIRE = CURRENT
 315 TIRE ADD 1 1/4"
 425 TIRE ADD 2"

----- CHASSIS -----

CHASSIS: KME PREDATOR 4X2 SEVERE SERVICE
 CAB: XMPD 10' RR
 ENGINE: 2010 CUMMINS ISL9 450 HP
 TRANSMISSION: ALLISON 3000EVS
 FRONT AXLE: 18,000 LB
 REAR AXLE: 27,000 LB

----- PUMP -----

PUMP: HALE
 INTAKES:
 DRIVER SIDE: 6"
 OFFICER SIDE: 6"
 FRONT: 6" OS
 REAR: 6" OS
 DISCHARGES:
 DRIVER SIDE: N/A
 OFFICER SIDE: N/A
 FRONT: (1) 2 1/2" DS
 REAR: (1) 2 1/2" DS
 DECK GUN: (1) 2 1/2" DS FRONT HOSE BBD
 OTHER: (1) 2 1/2" OS FRONT HOSE BBD
 (1) 2 1/2" OS FRONT HOSE BBD

----- TANK -----

TANK: POLY
 WATER: 750 GALLONS
 FOAM: 40/40
 EXTRA FILLS: N/A
 DUMPS: N/A

----- BODY -----

BODY TYPE: 153" FLUSH BACK
 MATERIAL: 12 GA STAINLESS STEEL
 COMPARTMENTATION
 DRIVER SIDE: FULL HEIGHT/FULL DEPTH
 OFFICER SIDE: LOW SIDE
 HOSBED DIVIDERS: THREE (3) MINIMUM
 HOSE LOAD:

----- MISC. -----

GENERATOR: ONAN 6,000 WATT MOBILE PTO/HYD
 FOAM SYSTEM: N/A

CUSTOMER APPROVAL:

NAME: _____
 TITLE: _____
 DATE: _____

THIS DRAWING IS A GENERAL CONFIGURATION AND MAY NOT
 NECESSARILY REFLECT ALL CONTRACTUAL REQUIREMENTS.
 CONTRACT SPECIFICATIONS SHALL PREVAIL OVER DRAWING

SYM	DATE	REVISION DESCRIPTION	APP'D
A		PROPOSAL	JGM

SALES ENGINEER : T.B.D.

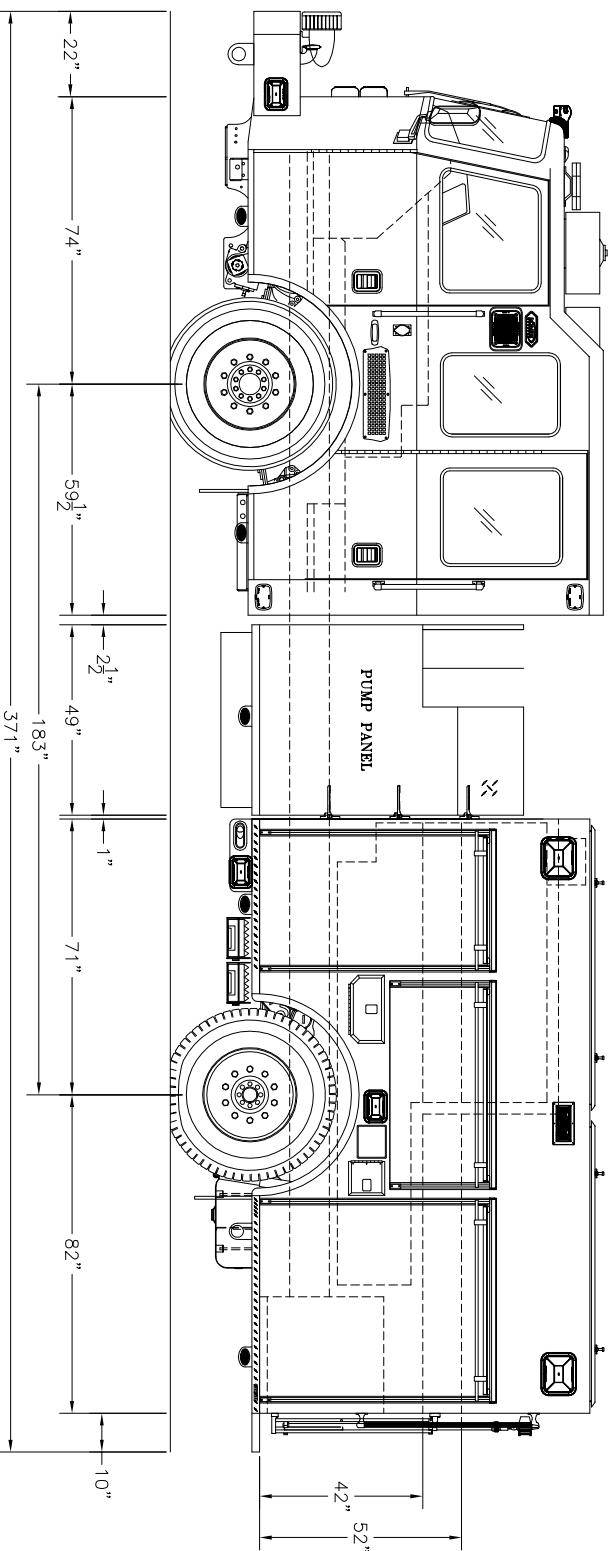
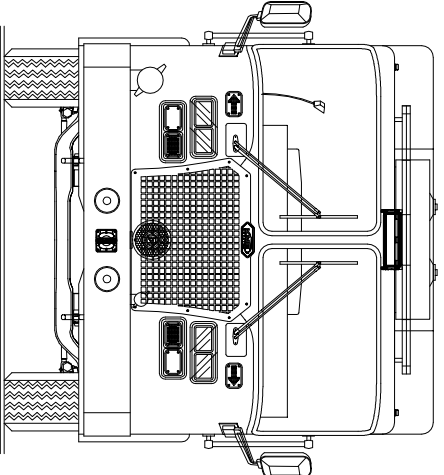
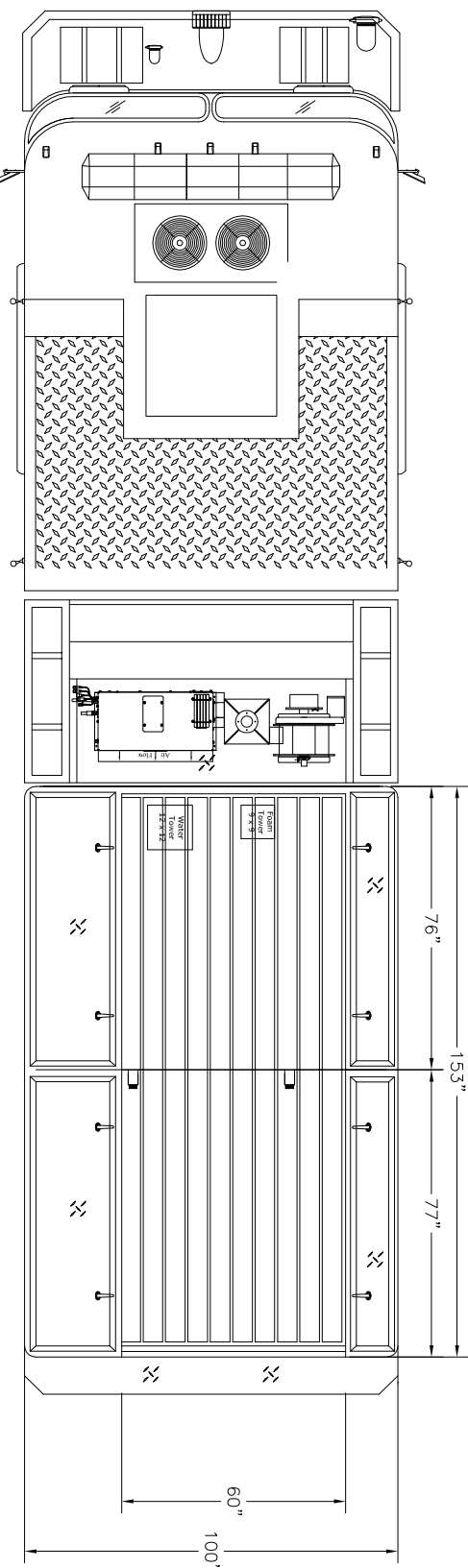
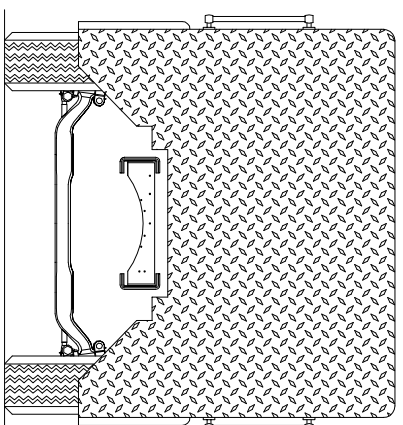


KOVATCH MOBILE EQUIPMENT
 ONE INDUSTRIAL COMPLEX - NESHOBING, PA 18240

DATE: 05/27/2011 SCALE: 1"=24" DWG SIZE: D DRAWN BY: J.J.M. APPROVED BY:

KME CUSTOM PUMPER

PRINCE WILLIAM COUNTY, VA
 PROPOSAL



TURNING RADIUS = 30'-0"
 CURB TO CURB RADIUS = 30'-7"
 WALL TO WALL RADIUS = 35'-4"