

**SPECIFICATIONS**

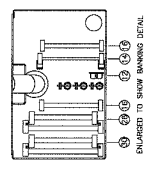
REVISION: 2015 REVISED TO ADD 10' LADDER EXTENSION TO THE  
 ENGINE COMPARTMENT. SEE 10' LADDER EXTENSION (2010 EPN)  
 FRONT AXLE: HERRER MS-20-124-42 #43,000  
 FRONT AXLE: HERRER MS-20-124-42 #43,000  
 TANK: 500 GALLON PERIVE  
 TANK: 500 GALLON PERIVE

COMPARTMENT SIZE	
DOOR OPENING	COMPARTMENT NUMBER
L1 68.375" 67"	72.125" 70"
L2 37.375" 35.5"	33.875" 33"
L3 37.375" 35.5"	33.875" 33"
R1 68.375" 67"	72.125" 70"
R2 37.375" 35.5"	33.875" 33"

TOTAL STORAGE CAPACITY OF 234 CUBIC FEET

**GROUND LADDERS**

- 1 - ALCO-LITE 30' 2-SECTION
- 2 - ALCO-LITE 16' ROOF W/ FOLDING HOOKS
- 3 - ALCO-LITE 16' ROOF W/ FOLDING HOOKS
- 4 - ALCO-LITE 10' COLLAPSIBLE 500A-10



NOTES  
 ENLARGED TO SHOW MOUNTING DETAIL

THIS DRAWING IS A GENERAL CONFIGURATION AND MAY NOT  
 BE USED FOR SPECIFIC PARTS OR MATERIALS WITHOUT  
 DIMENSIONS AND APPROVALS. ALL PARTS MUST BE APPROVED  
 BY THE ENGINEER. PLEASE REVIEW AND RETURN A SIGNED COPY.

NAME: \_\_\_\_\_  
 TITLE: \_\_\_\_\_  
 DATE: \_\_\_\_\_

**CUSTOMER PAINT CODES**

LOWER CAB AND BODY: PPG REG #217  
 CAB TWO TONE: PPG WHITE #218  
 LADDER: PPG WHITE #218  
 COMPARTMENT INTERIOR: WHITE #218 WITH RED SPATTER

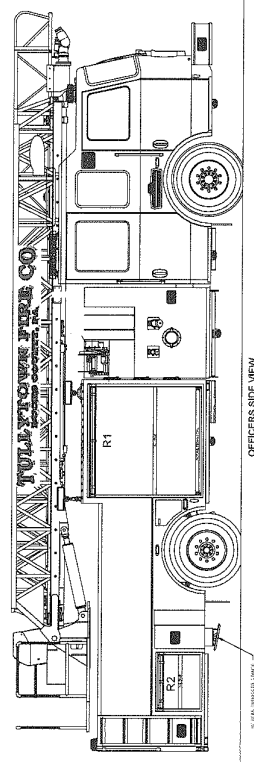
REV	DATE	DESCRIPTION	APP'D
A	07/17/11	ISSUED FOR CONSTRUCTION	
B	07/17/11	ISSUED FOR CONSTRUCTION	
C	07/17/11	ISSUED FOR CONSTRUCTION	
D	07/17/11	ISSUED FOR CONSTRUCTION	
E	07/17/11	ISSUED FOR CONSTRUCTION	
F	07/17/11	ISSUED FOR CONSTRUCTION	
G	07/17/11	ISSUED FOR CONSTRUCTION	
H	07/17/11	ISSUED FOR CONSTRUCTION	
I	07/17/11	ISSUED FOR CONSTRUCTION	
J	07/17/11	ISSUED FOR CONSTRUCTION	
K	07/17/11	ISSUED FOR CONSTRUCTION	
L	07/17/11	ISSUED FOR CONSTRUCTION	
M	07/17/11	ISSUED FOR CONSTRUCTION	
N	07/17/11	ISSUED FOR CONSTRUCTION	
O	07/17/11	ISSUED FOR CONSTRUCTION	
P	07/17/11	ISSUED FOR CONSTRUCTION	
Q	07/17/11	ISSUED FOR CONSTRUCTION	
R	07/17/11	ISSUED FOR CONSTRUCTION	
S	07/17/11	ISSUED FOR CONSTRUCTION	
T	07/17/11	ISSUED FOR CONSTRUCTION	
U	07/17/11	ISSUED FOR CONSTRUCTION	
V	07/17/11	ISSUED FOR CONSTRUCTION	
W	07/17/11	ISSUED FOR CONSTRUCTION	
X	07/17/11	ISSUED FOR CONSTRUCTION	
Y	07/17/11	ISSUED FOR CONSTRUCTION	
Z	07/17/11	ISSUED FOR CONSTRUCTION	

SALES ENGINEER: \_\_\_\_\_

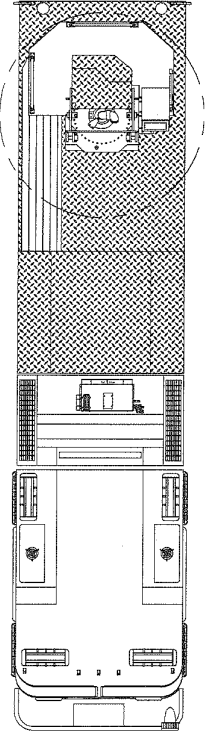
79' REAR MOUNT LADDER  
 TULLYTOWN FIRE DEPARTMENT  
 GSC #6531



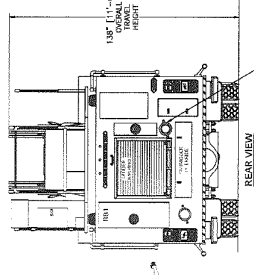
ONE OF THE LEADING MANUFACTURERS OF FIRE TRUCKS AND EQUIPMENT IN THE WORLD  
 1000 W. MARKET ST. #100  
 PHILADELPHIA, PA 19104  
 TEL: 215-381-1000  
 FAX: 215-381-1001  
 WWW.KME.COM



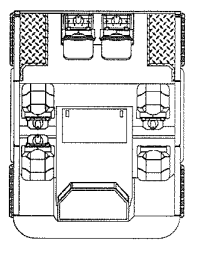
OFFICERS SIDE VIEW



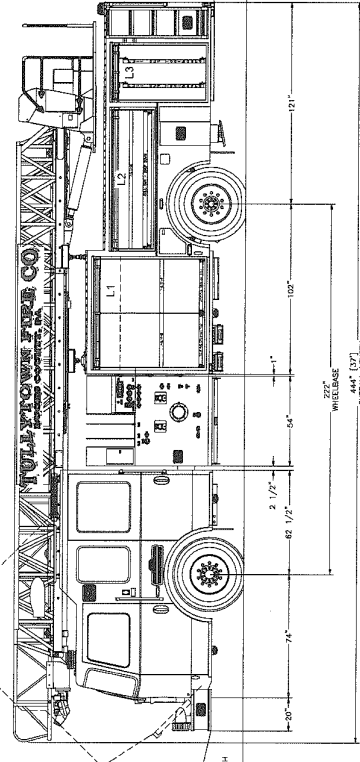
TOP VIEW



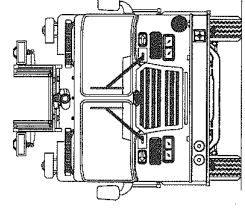
REAR VIEW



CAB INTERIOR LAYOUT



DRIVERS SIDE VIEW



FRONT VIEW

APPROX. HEIGHT
12'
11'
10'
9'
8'
7'
6'
5'
4'
3'
2'
1'
0'

10' ANGLE UP APPROACH

15' OF APPROACH

183" [15'-3"] (REF.)

20" WHEELBASE

444" [37'] OVERALL LENGTH

42 1/2"

54"

102"

131"

74"

82 1/2"

2 1/2"

1"

10"

10"

10"

10"

10"

10"

10"

10"

10"

10"

10"

10"

10"

10"

10"

10"

10"

10"

10"