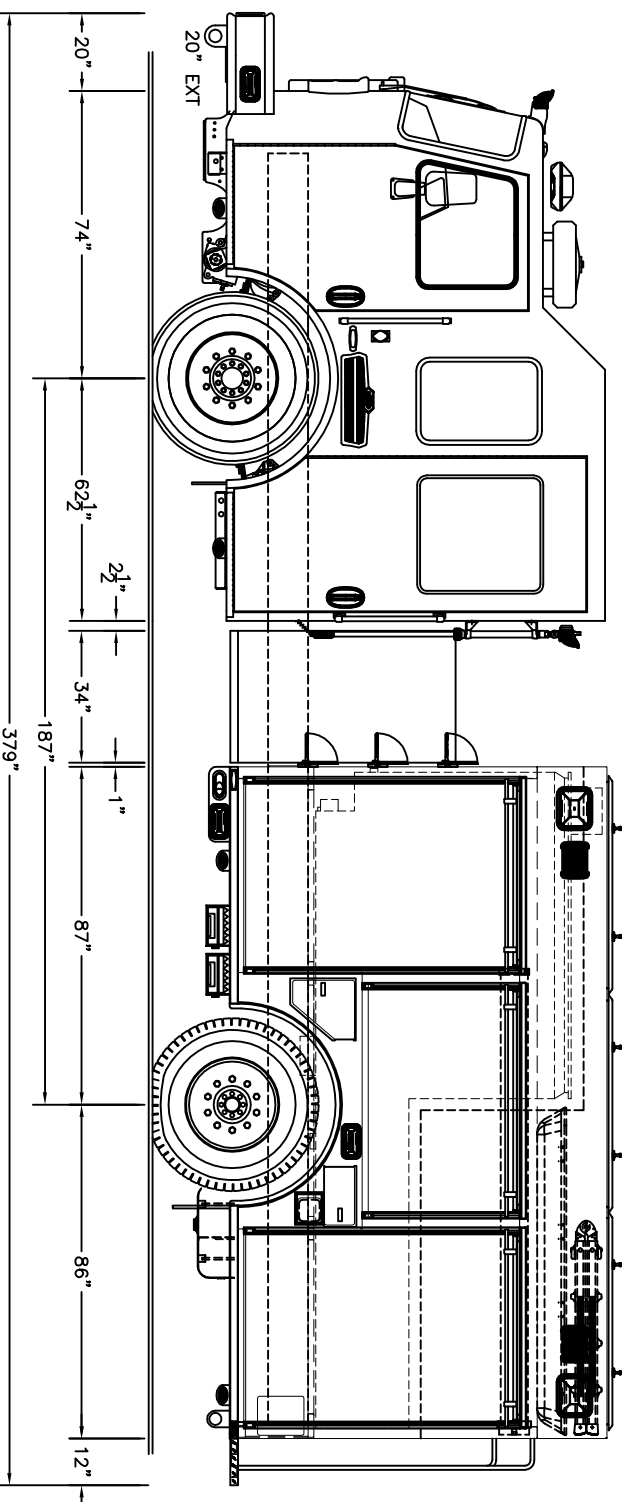
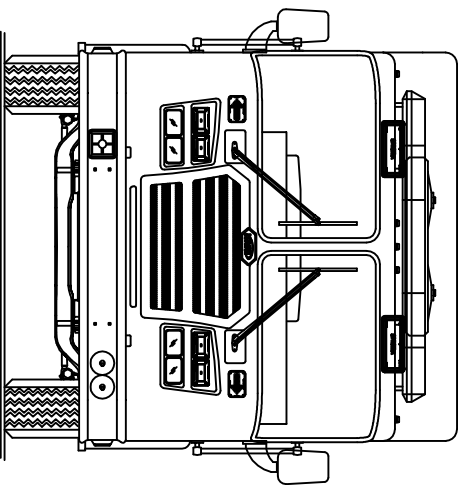
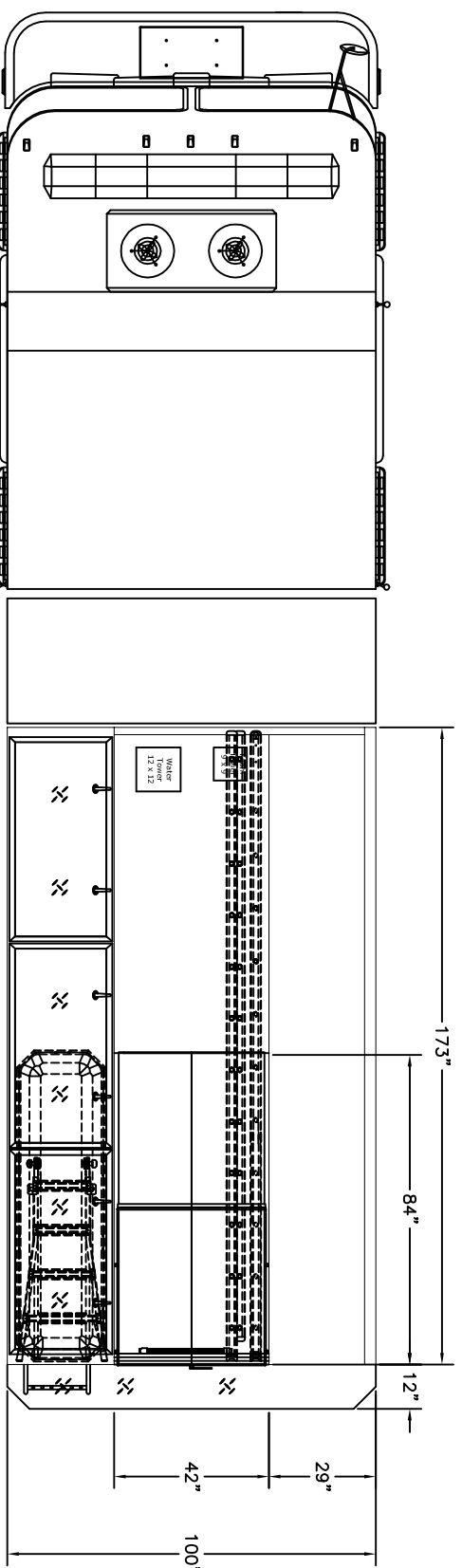
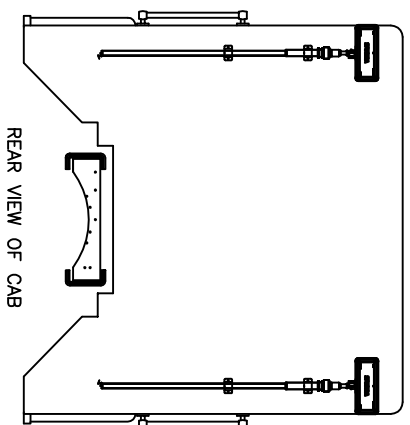


\*\* NOTE \*\*  
 OVERALL HEIGHT  
 12R TIRE = CURRENT  
 315 TIRE ADD 1 1/4"  
 425 TIRE ADD 2"



CHASSIS

CHASSIS: KME PREDATOR 100"  
 CAB: MPD WITH 16" RAISED ROOF  
 ENGINE: MAXTORQUE 13, 450 HP  
 TRANSMISSION: ALLISON 3000EVS 5 SPEED AUTOMATIC  
 FRONT AXLE: 21,480 LB  
 REAR AXLE: 27,000 LB

PUMP

PUMP: WATEROUS CSU 1500 GPM  
 INTAKES: N/A  
 DRIVER SIDE: N/A  
 OFFICER SIDE: 6" & 2-1/2"  
 FRONT: N/A  
 REAR: N/A  
 DISCHARGES: N/A  
 DRIVER SIDE: (1) 2-1/2" & (1) 4"  
 FRONT: (1) 1-1/2"  
 REAR: (1) 2-1/2" DS SLEEVED  
 DECK GUN: (2) 1-1/2" CROSSLAWS  
 OTHER: (2) 2-1/2" PRECONNECTS HOSEBED

TANK

TANK: FIBERGLASS  
 WATER: 900 GALLONS  
 FOAM: 25 GALLONS  
 EXTRA FILLS: N/A  
 DUMPS: N/A

BODY

BODY TYPE: 163" FLUSHBACK  
 MATERIAL: 12 GA STAINLESS STEEL  
 COMPARTMENTATION  
 DRIVER SIDE: FULL HEIGHT/FULL DEPTH  
 OFFICER SIDE: FULL HEIGHT/FULL DEPTH  
 HOSEBED DIVIDERS: TWO (2) ADJ.  
 HOSE LOAD:

MISC.

GENERATOR: N/A  
 FOAM SYSTEM: WATEROUS ADVANTUS 3

CUSTOMER APPROVAL:

NAME: \_\_\_\_\_  
 TITLE: \_\_\_\_\_  
 DATE: \_\_\_\_\_

THIS DRAWING IS A GENERAL CONFIGURATION AND MAY NOT NECESSARILY REFLECT ALL CONTRACTUAL REQUIREMENTS. CONTRACT SPECIFICATIONS SHALL PREVAIL OVER DRAWING

SALES ENGINEER : JASON WITWIJER



KOVATCH MOBILE EQUIPMENT  
 ONE INDUSTRIAL COMPLEX - NORTHERNVA, VA 18240

DATE: 12/14/11 SCALE: 1"=24" DWG SIZE: D APPROVED BY: KRG

KME CUSTOM PUMPER

PREDATOR 2012 FDIC DEMO

GSO#8522