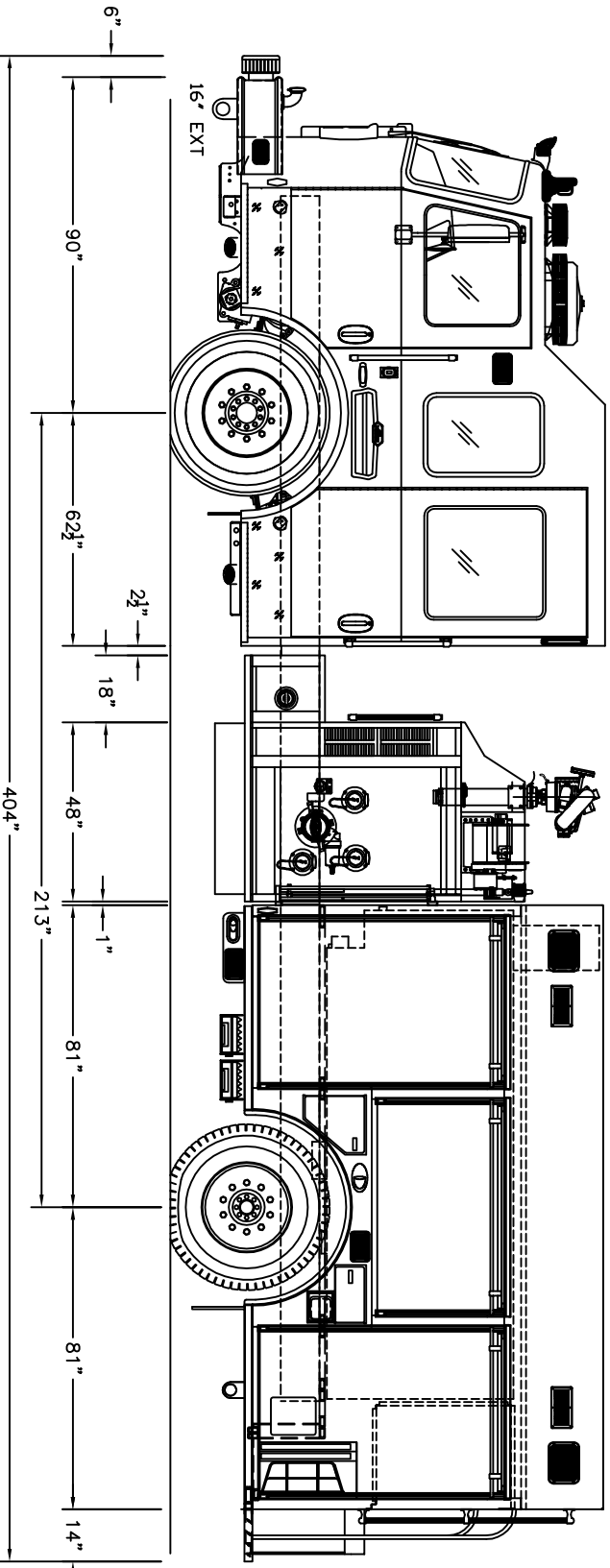
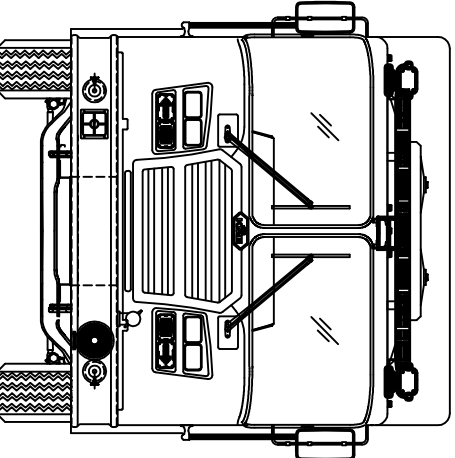
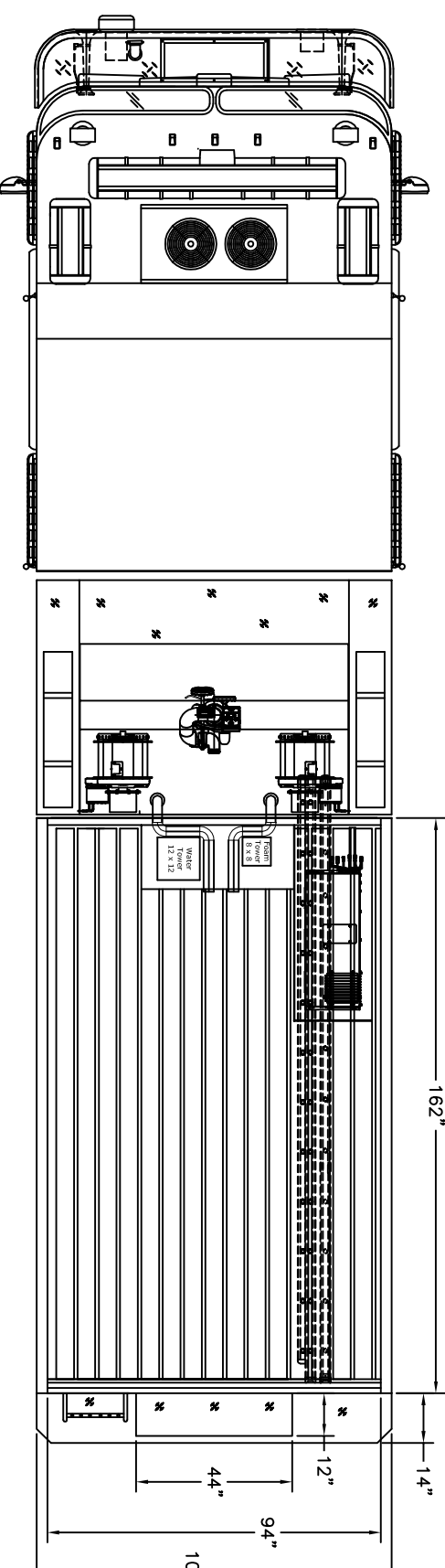
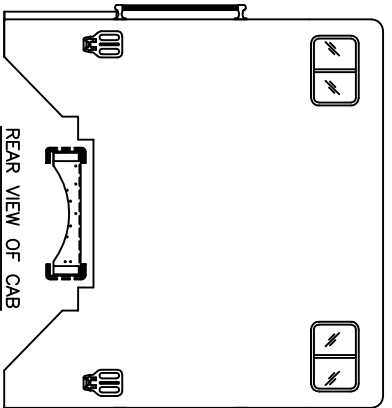


**** NOTE ****
 OVERALL HEIGHT
 12R TIRE = CURRENT
 315 TIRE ADD 1 1/4"
 425 TIRE ADD 2"



CHASSIS

CHASSIS: KME 2010 PREDATOR MPD 16"RR
 CAB: 4-DOOR
 ENGINE: 2010 MAXXFORCE 13 475 HP
 TRANSMISSION: ALLISON 4000EVS 5 SPD AUTO
 FRONT AXLE: 20,000#
 REAR AXLE: 27,000#

PUMP

PUMP: HAILE QMAX-150 1500 GPM SINGLE STAGE
 INTAKES
 DRIVER SIDE: 6" & 2-1/2"
 OFFICER SIDE: 6" & 2 1/2"
 FRONT: N/A
 REAR: N/A
 DISCHARGES
 DRIVER SIDE: (1) 3" & (1) 2-1/2"
 OFFICER SIDE: (1) 4" & (1) 2-1/2"
 FRONT: (1) 1 1/2" & (1) 2-1/2"
 REAR: (2) 2 1/2" DS & OS HOSEBED
 DECK GUN: (1) 3-9/4" SPEEDLAYS
 OTHER: (2) 1-3/4" SPEEDLAYS

TANK

TANK: POLY GALLONS
 WATER: 1000
 FOAM: 20
 EXTRA FILLS: N/A
 DUMPS: N/A

BODY

BODY TYPE: CHALLENGER WB 162"
 MATERIAL: 12 GA STAINLESS STEEL
 COMPARTMENTATION
 DRIVER SIDE: FULL HEIGHT/FULL DEPTH
 OFFICER SIDE: FULL HEIGHT/SPLIT DEPTH
 HOSEBED:
 CAPACITY: WB 10
 DIVIDERS: FOUR (4)
 HOSE LOAD: 1000' OF 3"
 500' OF 5"
 400' OF 2"

MISC.

GENERATOR: ONAN 15,000 PTO/HYD
 FOAM SYSTEM: FOAMPRO 2001

CUSTOMER APPROVAL:

NAME:
 TITLE:
 DATE:

THIS DRAWING IS A GENERAL CONFIGURATION AND MAY NOT NECESSARILY REFLECT ALL CONTRACTUAL REQUIREMENTS. CONTRACT SPECIFICATIONS SHALL PREVAIL OVER DRAWING

SYM	DATE	REVISION DESCRIPTION	APP'D
C	8/16/11	REVISED PER PRECONSTRUCTION	KRG
B	7/14/11	REVISED	AG
A	7/7/11	REVISED PER ENGINEERING REVIEW	KRG

SALES ENGINEER : ADAM GRAYES



KOVATCH MOBILE EQUIPMENT
 ONE INDUSTRIAL COMPLEX - NENSBURGH, VA 18240

DIMENSIONS ARE APPROXIMATE & MAY VARY DUE TO BUILD ADJUSTMENTS
 SCALE 1"=84" D
 DATE 6-16-11
 DWG SIZE DRAWN BY JIM
 APPROVED BY G

KME CUSTOM PUMPER
 CENTERVILLE FIRE DIST., NY
 GSO#8403