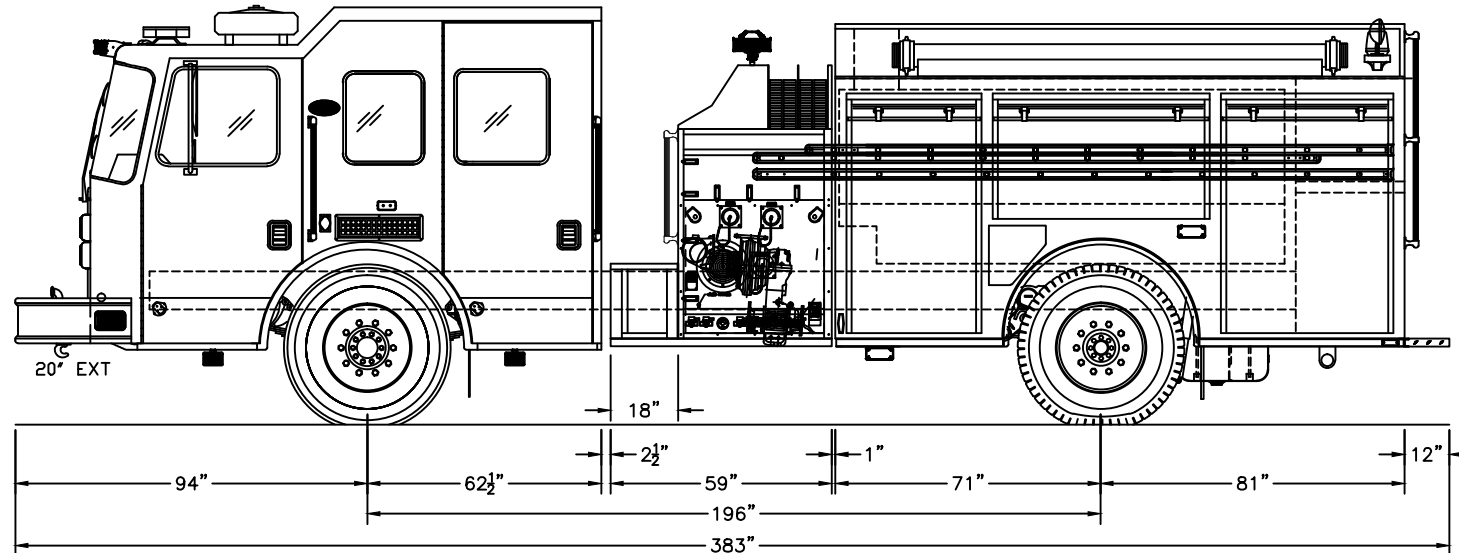

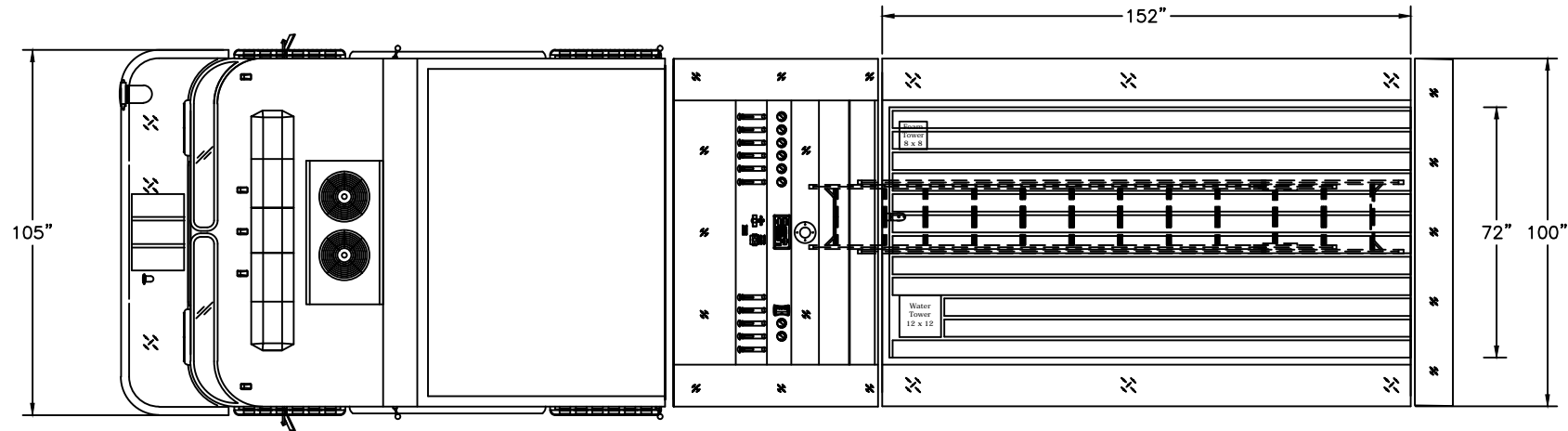


REAR VIEW OF CAB



----- CHASSIS -----

CHASSIS: 2010 PREDATOR PANTHER MFD 10 RR
 CAB: 4 DOOR
 ENGINE: 2010 MAXFORCE 10 350 HP
 TRANSMISSION: ALLISON 3000EVS
 FRONT AXLE: 18,000#
 REAR AXLE: 27,000#

----- PUMP -----

PUMP: HALE DSD 1250 GPM
 INTAKES
 DRIVER SIDE: 6" & 2-1/2"
 OFFICER SIDE: 6"
 FRONT: 6"
 REAR:
 DISCHARGES
 DRIVER SIDE: (2) 2-1/2"
 OFFICER SIDE: (1) 3" & (1) 2-1/2"
 FRONT: (1) 1 1/2"
 REAR: 2-1/2" DS
 DECK GUN: 3"
 OTHER: (2) 1-3/4" CROSSLAYS

----- TANK -----

TANK: POLY
 WATER: 1000 GALLONS
 FOAM: 25 GALLONS
 EXTRA FILLS:
 DUMPS:

----- BODY -----

BODY TYPE: LEGACY FS
 MATERIAL: ALUMINUM
 COMPARTMENTATION
 DRIVER SIDE: FULL HEIGHT/SPLIT DEPTH
 OFFICER SIDE: FULL HEIGHT/SPLIT DEPTH
 HOSEBED
 CAPACITY: 14" DEEP
 DIVIDERS: TWO (2)
 HOSE LOAD:

----- MISC. -----

GENERATOR:
 FOAM SYSTEM:

CUSTOMER APPROVAL:

NAME: _____
 TITLE: _____
 DATE: _____

THIS DRAWING IS A GENERAL CONFIGURATION AND MAY NOT NECESSARILY REFLECT ALL CONTRACTUAL REQUIREMENTS. CONTRACT SPECIFICATIONS SHALL PREVAIL OVER DRAWING

SYM	DATE	REVISION DESCRIPTION	APP'D
A			

SALES ENGINEER : RYAN SLANE



KOVATCH MOBILE EQUIPMENT
 ONE INDUSTRIAL COMPLEX - NESQUEHONING, PA 18240
 DIMENSIONS ARE APPROXIMATE & MAY VARY DUE TO BUILD ADJUSTMENTS
 DATE: 9-17-10 SCALE: 1"=24" DWG SIZE: D DRAWN BY: JJM APPROVED BY: RS

KME LEGACY SERIES PUMPER
 STOCK UNIT
 GSO#8109