

----- CHASSIS -----

CHASSIS: KME PREDATOR MPD 16" RR ALUM
 CAB: 4 DOOR
 ENGINE: CAT C-13 525 HP
 TRANSMISSION: ALLISON 4000EVS 5 SPD AUTO
 FRONT AXLE: 21,480#
 REAR AXLE: 33,000#

----- PUMP -----

PUMP: DARLEY LDMBC-1750 GPM SINGLE STAGE/ CARS
 INTAKES
 DRIVER SIDE: 6" & 2 1/2"
 OFFICER SIDE: 6" THROUGH OS
 FRONT: 6" THROUGH OS
 REAR: 4" OS
 DISCHARGES
 DRIVER SIDE: (2) 2 1/2" & (1) 3"
 OFFICER SIDE: (1) 2 1/2" & (1) 3"
 FRONT: (1) 1 1/2"
 REAR: (1) 2 1/2" OS
 DECK GUN:
 OTHER:
 (3) 2" CROSSLAWS
 (1) 1" BOOSTER REEL

----- TANK -----

TANK: FIBERGLASS
 WATER: 1,250
 FOAM: 30/20
 EXTRA FILLS: 3" DS REAR & 3" DS PUMP PANEL
 DUMPS:

----- BODY -----

BODY TYPE: 163" FLUSH BACK
 MATERIAL: 3/16" ALUMINUM
 COMPARTMENTATION
 DRIVER SIDE: FULL HEIGHT/FULL DEPTH
 OFFICER SIDE: FULL HEIGHT/SPLIT DEPTH
 HOSEBED
 CAPACITY: MINIMUM
 DIVIDERS: TWO (2)
 HOSE LOAD: 1500' of 5"
 800' of 3"

----- MISC. -----

GENERATOR: HARRISON 15 MPC
 FOAM SYSTEM: (2) ELKHART KIT #2 & FOAM PRO 2002

CUSTOMER APPROVAL:

NAME:
 TITLE:
 DATE:

THIS DRAWING IS A GENERAL CONFIGURATION AND MAY NOT
 NECESSARILY REFLECT ALL CONTRACTUAL REQUIREMENTS.
 CONTRACT SPECIFICATIONS SHALL PREVAIL OVER DRAWING

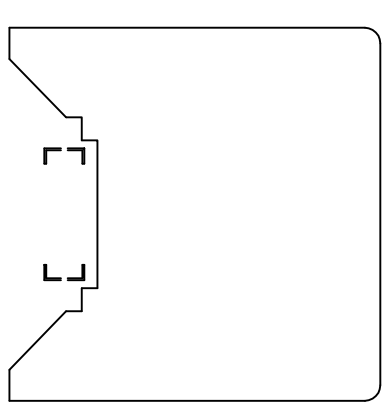
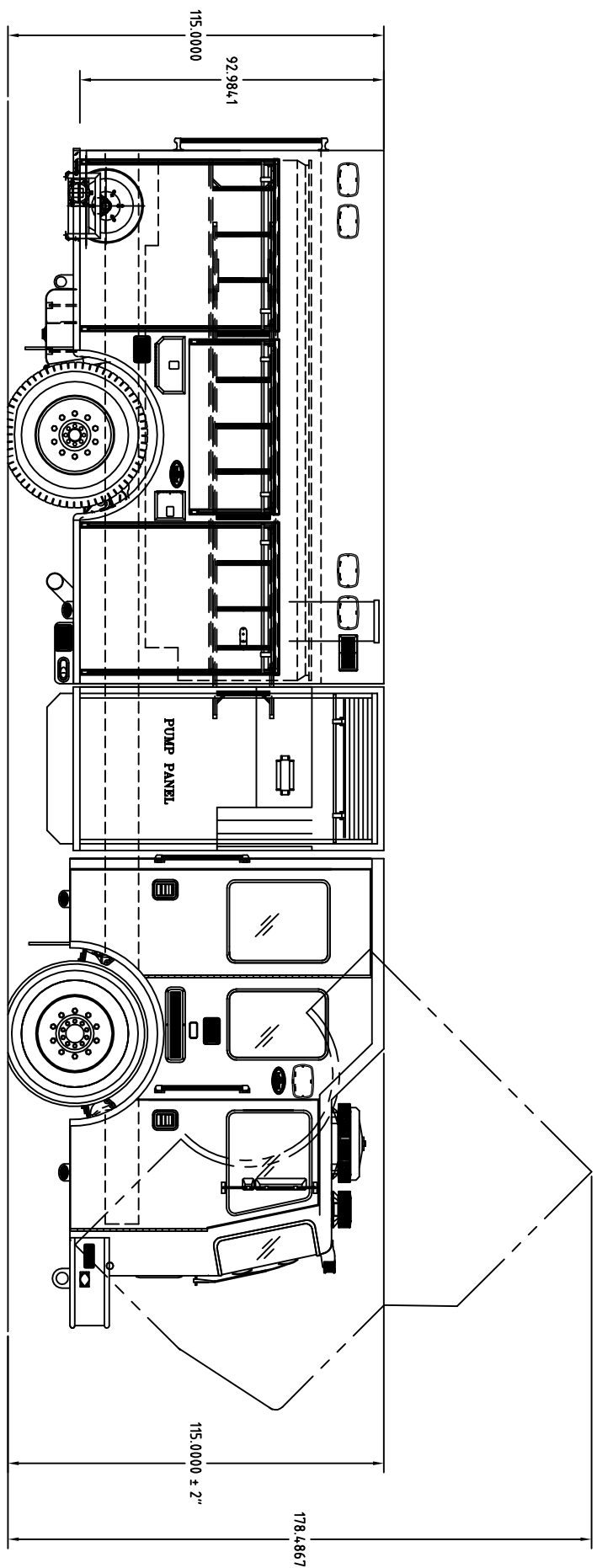
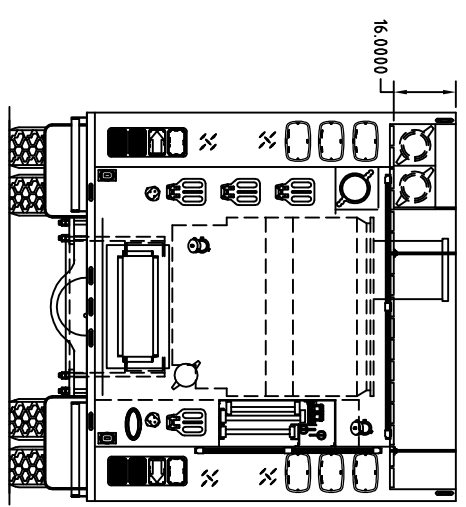
SYM	DATE	REVISION DESCRIPTION	APP'D
A			
SALES ENGINEER : JASON HARTZ			



KOVATCH MOBILE EQUIPMENT
 ONE INDUSTRIAL COMPLEX - NERSBOROUGH, PA 16240

DATE: 12-17-09
 SCALE: 1"=24"
 DWG SIZE: D
 APPROVED BY: JGH

KME CUSTOM PUMPER
 SHERMANS DALE, PA
 GSO#7941



REAR VIEW OF CAB

