

----- CHASSIS -----
 CHASSIS: KME PREDATOR XMPD W/12" RR
 CAB: 4 DOOR
 ENGINE: CUMMINS ISL 425 HP
 TRANSMISSION: ALLISON 3000 EVS 5 SPD AUTO
 FRONT AXLE: 22,500# DRIVE
 REAR AXLE: 27,000#

----- PUMP -----

PUMP: HALE QMAX-150 1500 GPM SINGLE STAGE
 INTAKES
 DRIVER SIDE: 6" & 2 1/2"
 OFFICER SIDE: 6"
 FRONT: 6"
 REAR: 6"
 DISCHARGES
 DRIVER SIDE: (2) 2 1/2"
 OFFICER SIDE: (1) 4" & (1) 2 1/2"
 FRONT: (1) 4" & (1) 2 1/2"
 REAR: (1) 2 1/2" DS & (1) 4" OS
 DECK GUN: (2) 1 3/4" CROSSLAWS
 OTHER: (1) 2 1/2" CROSSLAW
 (1) 1" BOOSTER KEEL

----- TANK -----

TANK: POLY
 WATER: 1,000
 FOAM: 30
 EXTRA FILLS:
 DUMPS:

----- BODY -----

BODY TYPE: 163" PLUSBACK
 MATERIAL: 3/16" ALUMINUM
 COMPARTMENTATION
 DRIVER SIDE: FULL HEIGHT-FULL DEPTH
 OFFICER SIDE: 3/4" HEIGHT/FULL DEPTH
 HOSEBED
 CAPACITY: 100 CU FT
 DIVIDERS: THREE (3)
 HOSE LOAD: 500' OF 1 3/4"
 500' OF 3 3/4"
 500' OF 2 1/2"

----- MISC. -----

GENERATOR: HARRISON 5 MSV PTO/HYD
 FOAM SYSTEM: AKRON 3126-125 GPM FOAM EDUCTOR

CUSTOMER APPROVAL:

NAME: _____
 TITLE: _____
 DATE: _____

THIS DRAWING IS A GENERAL CONFIGURATION AND MAY NOT
 NECESSARILY REFLECT ALL CONTRACTUAL REQUIREMENTS.
 CONTRACT SPECIFICATIONS SHALL PREVAIL OVER DRAWING.

SY#	DATE	REVISION DESCRIPTION	APP'D
A	7-1-09	PRECON	CA

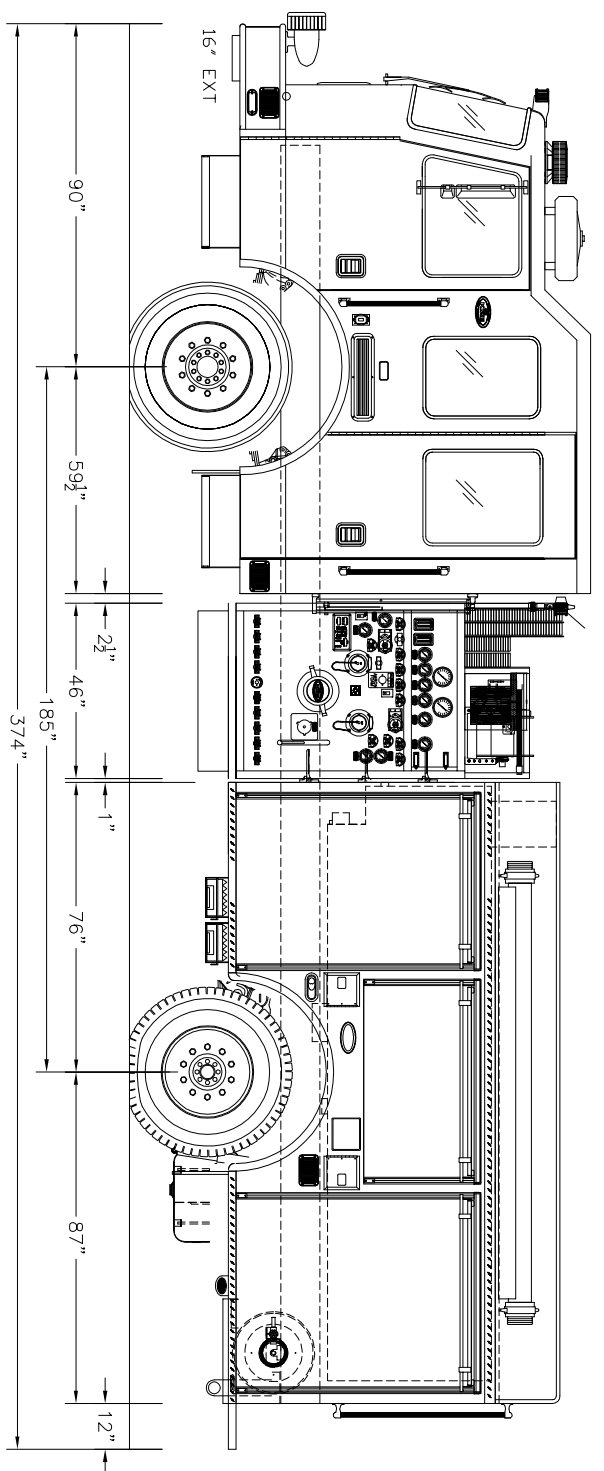
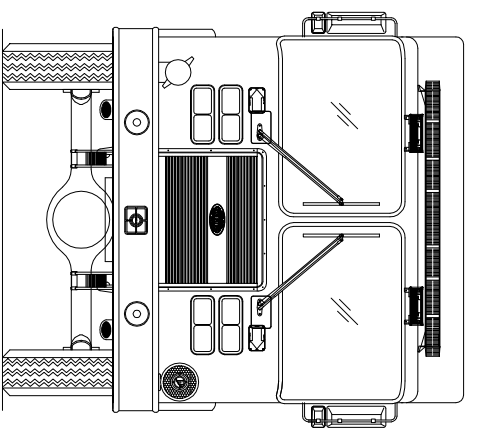
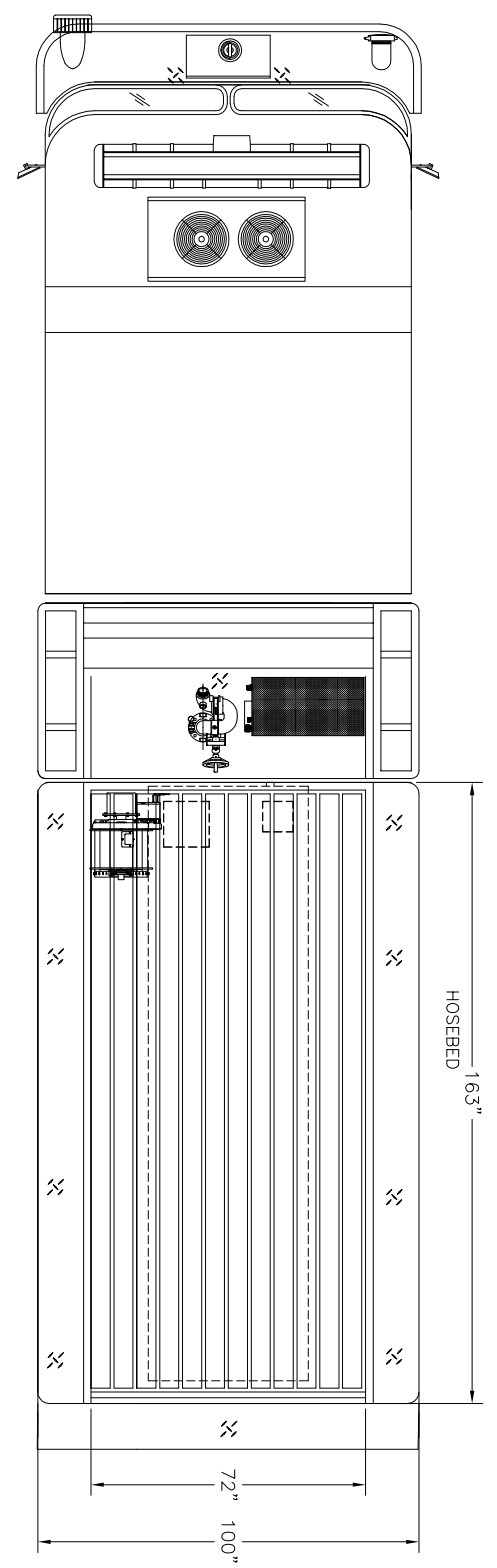
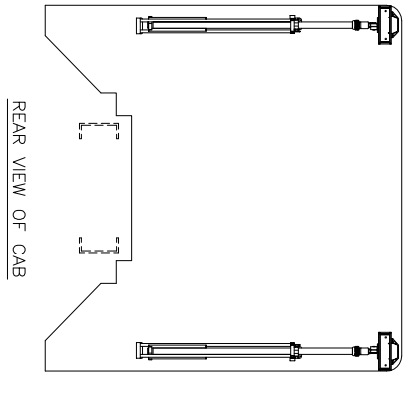
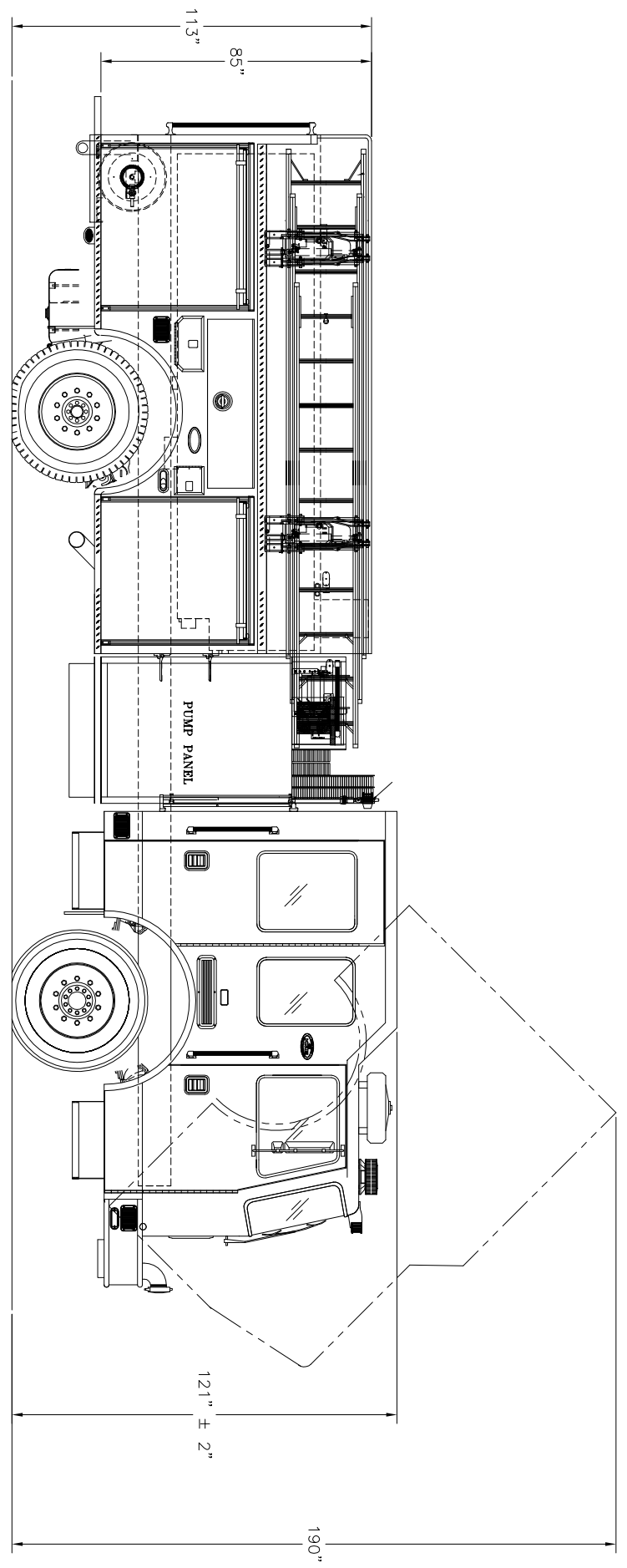
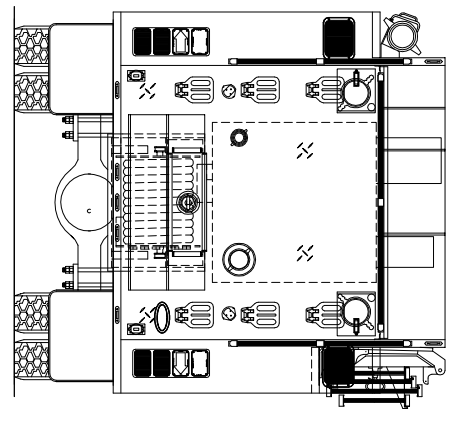
SALES ENGINEER : CATHERINE ARTHUR



KOVATCH MOBILE EQUIPMENT
 ONE INDUSTRIAL COMPLEX - NESQUEHONING, PA 18240

SCALE: 1"=24" Dwg Size: CA
 DATE: 0-3-09 I.D.: CA
 APPROVED BY: JIM
 KME CUSTOM PUMPER
 FORT ASHBY, WV

GSO#7688



TURNING RADIUS = 30'-4"
 CURB TO CURB RADIUS = 30'-11"
 WALL TO WALL RADIUS = 35'-0"