

----- CHASSIS -----

CHASSIS: 4 DOOR  
 CAB: CAT C13 430 HP  
 ENGINE: ALLISON 4000 EWSR  
 TRANSMISSION: 20,000#  
 FRONT AXLE: 27,000#  
 REAR AXLE: 27,000#

----- PUMP -----

PUMP: HALE QMAX-150 1500 GPM SINGLE STAGE

INTAKES

DRIVER SIDE: 6" & 2 1/2"  
 OFFICER SIDE: 8" & 2 1/2"

DISCHARGES

DRIVER SIDE: (1) 2 1/2"  
 OFFICER SIDE: (1) 3" & (1) 2 1/2"  
 FRONT: (2) 2 1/2" FRONT HOSE BBD  
 REAR: (1) 3 3/4" CROSSLAYS  
 DECK GUN: (1) BOOSTER REEL  
 OTHER: (1) BOOSTER REEL

----- TANK -----

TANK: FIBERGLASS  
 WATER: 750  
 FOAM: 25  
 EXTRA FILLS:  
 DUMPS:

----- BODY -----

BODY TYPE: 152" CHALLENGER LH  
 MATERIAL: 3/16" ALUMINUM  
 COMPARTMENTATION  
 DRIVER SIDE: FULL HEIGHT-SPLIT DEPTH  
 OFFICER SIDE: LOW  
 HOSEBED  
 CAPACITY: LOWERED STYLE SPLIT  
 DIVIDERS: FOUR (4)  
 HOSE LOAD:

----- MISC. -----

GENERATOR:  
 FOAM SYSTEM: HALE FOAMLOGIX 2.1

CUSTOMER APPROVAL:

NAME:  
 TITLE:  
 DATE:

THIS DRAWING IS A GENERAL CONFIGURATION AND MAY NOT  
 NECESSARILY REFLECT ALL CONTRACTUAL REQUIREMENTS.  
 CONTRACT SPECIFICATIONS SHALL PREVAIL OVER DRAWING

SYM	DATE	REVISION DESCRIPTION	APP'D
A			

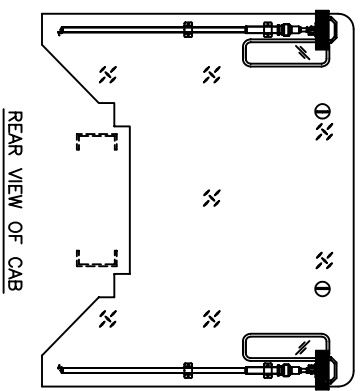
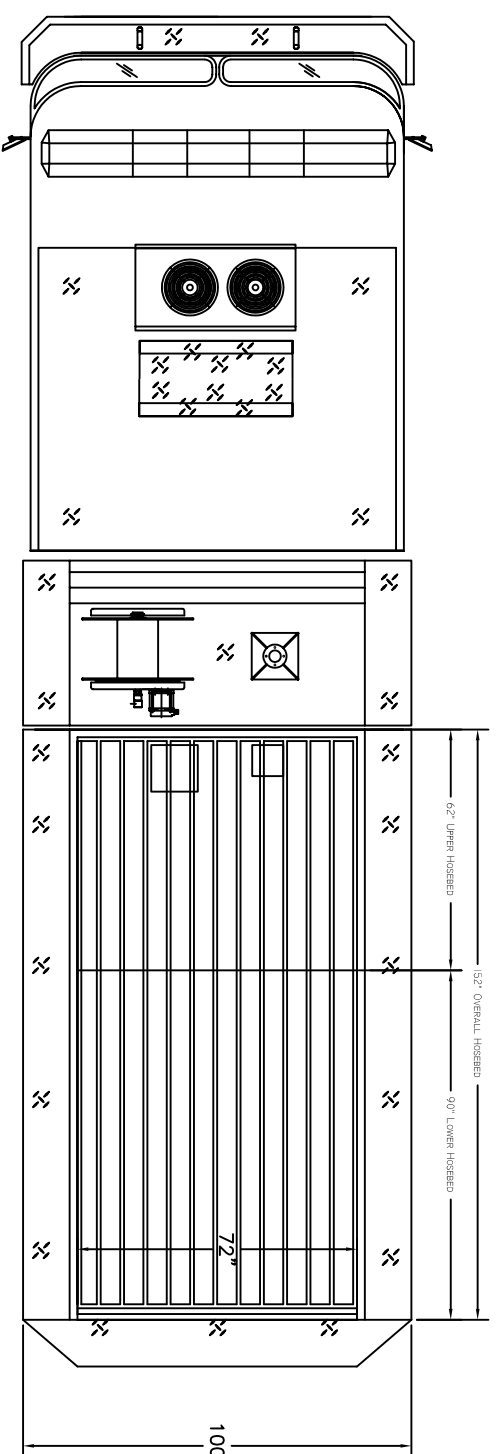
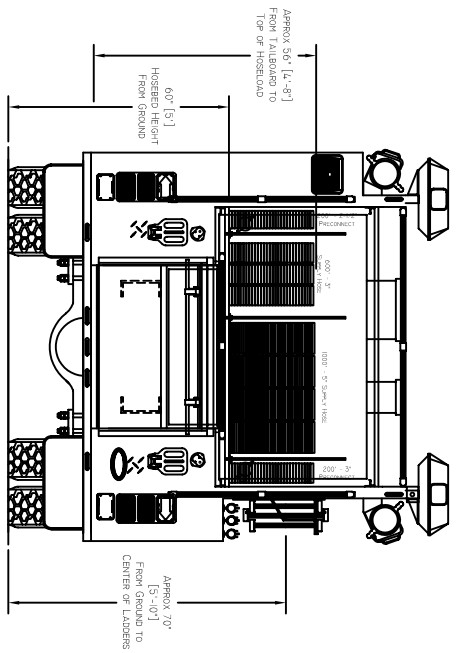
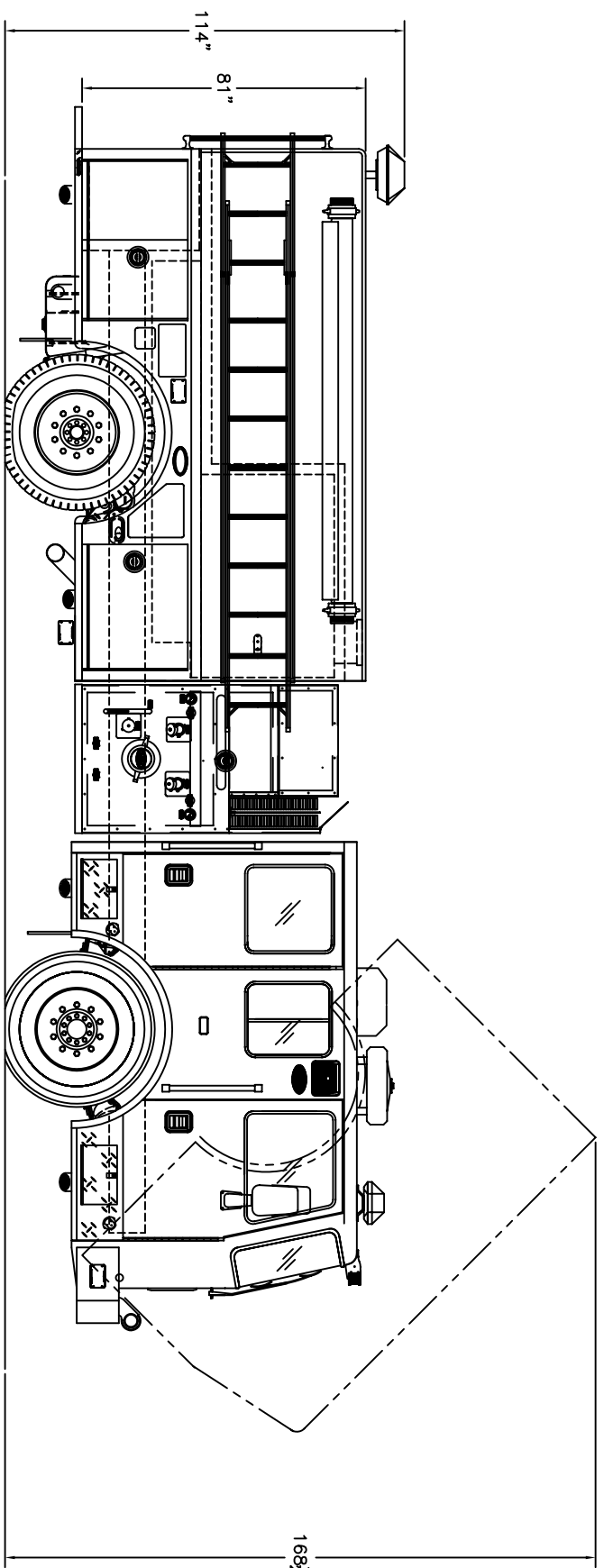
SALES ENGINEER :



KOVATCH MOBILE EQUIPMENT  
 ONE INDUSTRIAL COMPLEX - NESHOBURG, PA 17820

DIMENSIONS ARE APPROXIMATE & MAY VARY DUE TO BUILD ADJUSTMENTS

SCALE: 1"=24" DWG SIZE DRAWN BY: D APPROVED BY:



REAR VIEW OF CAB

