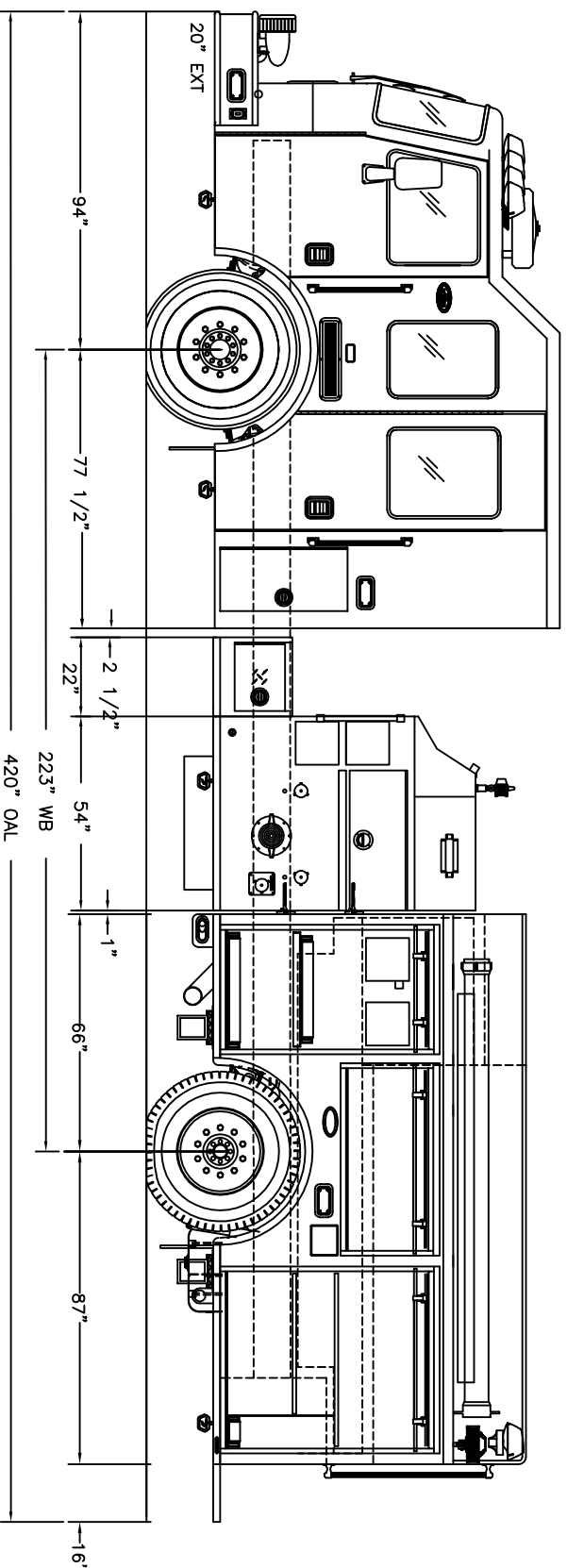
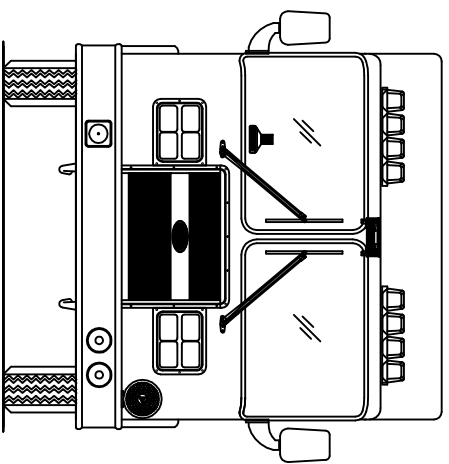
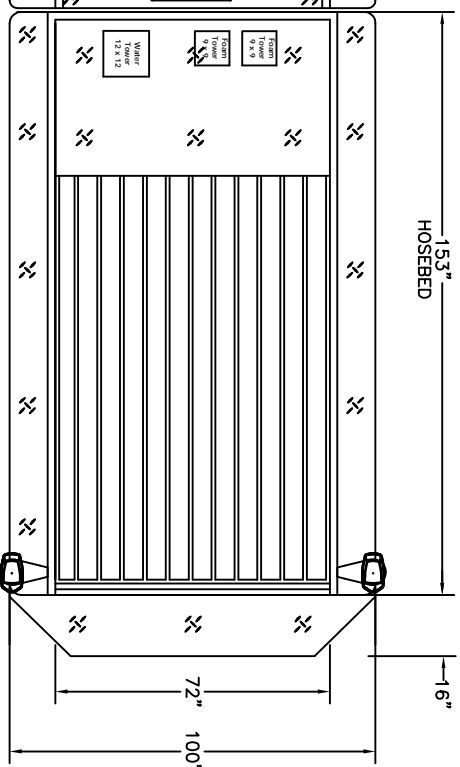
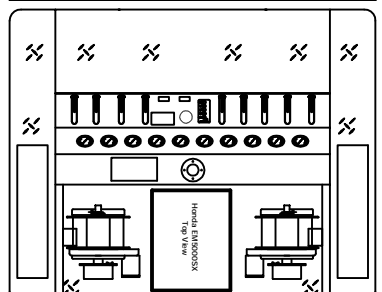
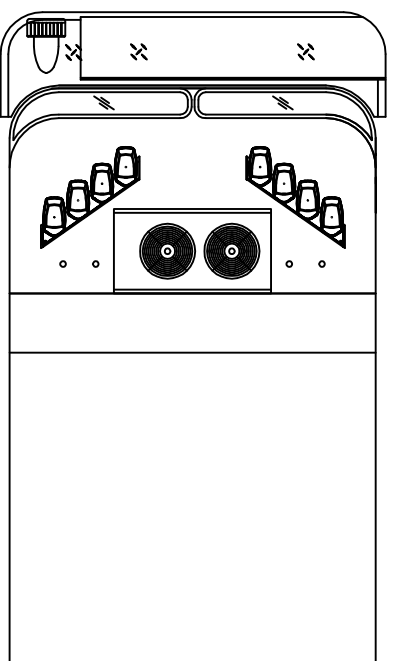


REAR VIEW OF CAB



----- CHASSIS -----

CHASSIS: KME PREDATOR XLFD W/16" RR
 CAB: 4 DOOR CUMMINS ISL 400 HP W/ENGINE BRAKE
 ENGINE: CUMMINS ISL 400 HP W/ENGINE BRAKE
 TRANSMISSION: ALLISON 3000 EVS
 FRONT AXLE: 20,000#
 REAR AXLE: 27,000#

----- PUMP -----

PUMP: HAILE Q-MAX 1500 SINGLE STAGE
 INTAKES
 DRIVER SIDE: 6" & 2 1/2"
 OFFICER SIDE: 6" & 2 1/2"
 FRONT:
 REAR:
 DISCHARGES
 DRIVER SIDE: (2) 2 1/2" & (1) 3"
 OFFICER SIDE: (1) 2 1/2" & (1) 3"
 FRONT: (1) 2 1/2"
 REAR: (3) 2 1/2"
 DECK GUN: (1) 3"
 OTHER: (2) 1 3/4" SPEEDLAYS

----- TANK -----

TANK: UPF POLY IIE
 WATER: 750
 FOAM: 40
 EXTRA FILLS:
 DUMPS:

----- BODY -----

BODY TYPE: 153" PLATBACK
 MATERIAL: 3/16" ALUMINUM
 COMPARTMENTATION
 DRIVER SIDE: FULL HEIGHT/SPLIT DEPTH
 OFFICER SIDE: LOW

HOSEBED

CAPACITY: 80 CU. FT.
 DIVIDERS: FIVE (5)
 HOSE LOAD: 700' OF 2 1/2"
 400' OF 1 3/4"
 200' OF 1 3/4"

----- MISC. -----

GENERATOR: HONDA CUSTOMER SUPPLIED
 FOAM SYSTEM: FOAM PRO 2002

CUSTOMER APPROVAL:

NAME: _____
 TITLE: _____
 DATE: _____

THIS DRAWING IS A GENERAL CONFIGURATION AND MAY NOT NECESSARILY REFLECT ALL CONTRACTUAL REQUIREMENTS. CONTRACT SPECIFICATIONS SHALL PREVAIL OVER DRAWING.

SY#	DATE	REVISION DESCRIPTION	APP'D
A	7-19-06	REVISED PER PRE-CON MFG.	JGH

SALES ENGINEER : JASON HARTZ



KOVATICH MOBILE EQUIPMENT
 ONE INDUSTRIAL COMPLEX - NESQUEHONING, PA 18240

DATE: 0-6-06 SCALE: 1"=24" DWG SIZE: D DRAWN BY: JIM APPROVED BY: JGH

KME CUSTOM PUMPER

BIRCHWOOD FC#4, NJ

GSO#6660