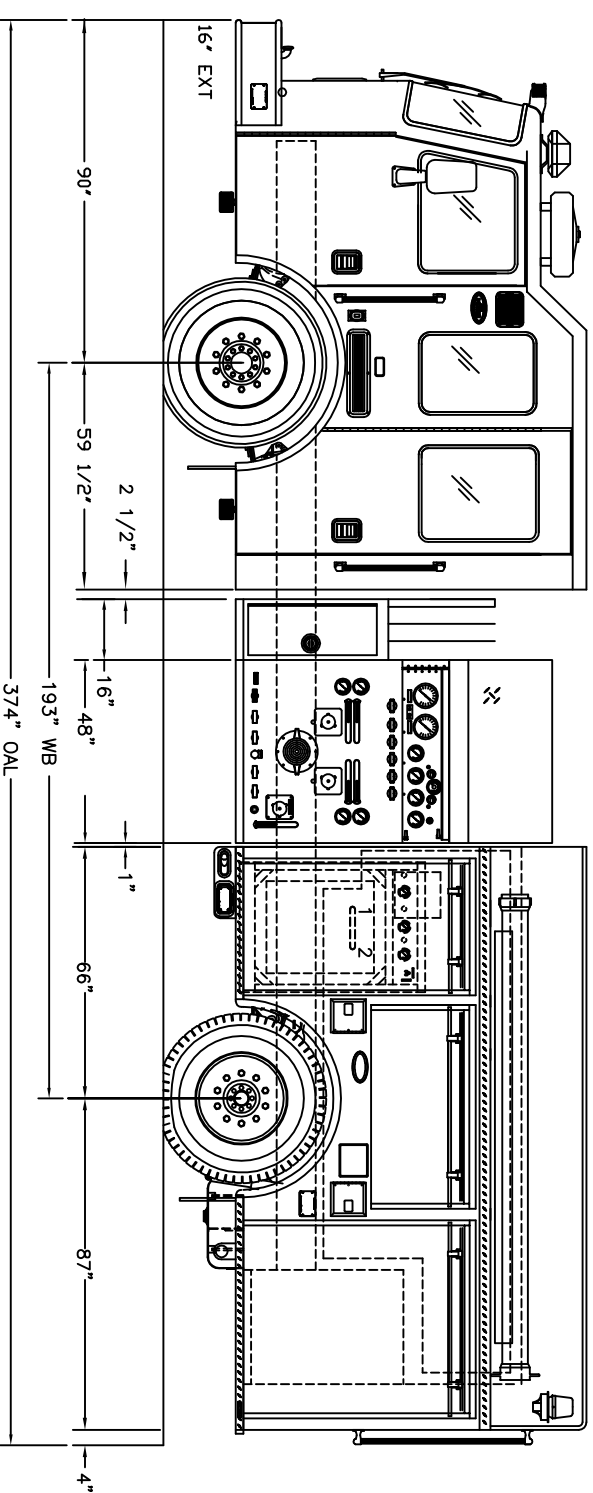
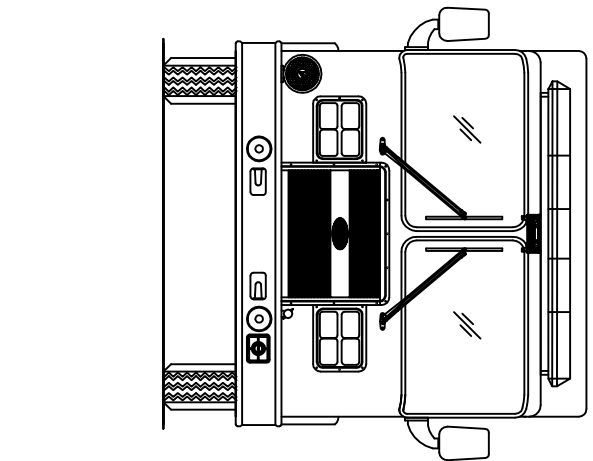
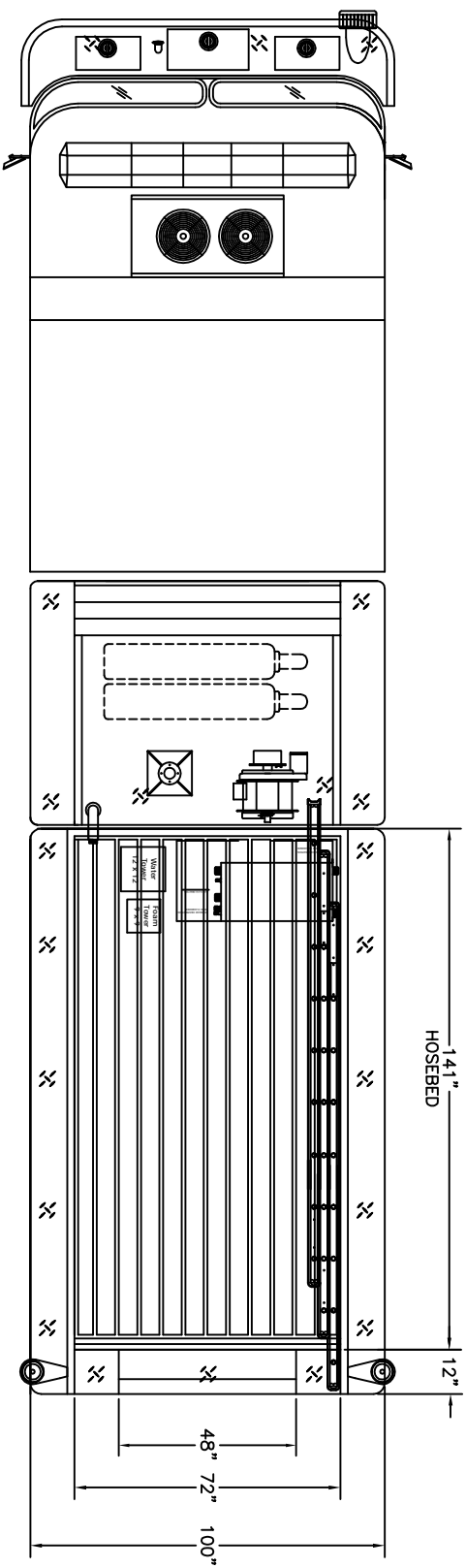


REAR VIEW OF CAB



CHASSIS

CHASSIS: KME PREDATOR XMPD W/12"RR
 CAB: 4 DOOR
 ENGINE: CUMMINS ISL 400 HP W/JAKE
 TRANSMISSION: ALLISON 3000EVS
 FRONT AXLE: 20,000#
 REAR AXLE: 27,000#

PUMP

PUMP: HAILE QMAX-150 1500 GPM SINGLE STAGE

INTAKES: PUMP: HAILE QMAX-150 1500 GPM SINGLE STAGE

DRIVER SIDE: 6" & 2 1/2"

OFFICER SIDE: 6" & 2 1/2"

FRONT: (1) 1 1/2" & (1) 4"

REAR: (2) 2 1/2"

DISCHARGES: (1) 1 1/2" & (1) 4"

OFFICER SIDE: (1) 1 1/2"

FRONT: (1) 1 1/2"

REAR: (1) 3"

DECK GUN: (1) 2 1/2" LEFT FRONT HOSEBED

OTHER: (3) 1 3/4" CROSSLAYS

TANK

TANK: UPF POLY IIR

WATER: 750

FOAM: 20

EXTRA FILLS:

DUMPS:

BODY

BODY TYPE: 153" FLATBACK

MATERIAL: 3/16" ALUMINUM

COMPARTMENTATION

DRIVER SIDE: FULL HEIGHT-FULL DEPTH

OFFICER SIDE: FULL HEIGHT-SPLIT DEPTH

HOSEBED

CAPACITY: 80 CU. FT.

DIVIDERS: TWO (2)

HOSE LOAD:

MISC.

GENERATOR: SMART POWER 9,000 ER

FOAM SYSTEM: FOAMPRO 1600 FOAM A

CUSTOMER APPROVAL:

NAME:

TITLE:

DATE:

THIS DRAWING IS A GENERAL CONFIGURATION AND MAY NOT NECESSARILY REFLECT ALL CONTRACTUAL REQUIREMENTS. CONTRACT SPECIFICATIONS SHALL PREVAIL OVER DRAWING.

SY#	DATE	REVISION DESCRIPTION	APP'D
A		REVISED	B.C.

SALES ENGINEER : BRIAN CONNELLY



KOVATCH MOBILE EQUIPMENT
 ONE INDUSTRIAL COMPLEX - NESQUEHONING, PA 18240

DIMENSIONS ARE APPROXIMATE & MAY VARY DUE TO BUILD ADJUSTMENTS

DATE: 12-15-08 SCALE: 1"=24" DWG SIZE: DRAWN BY: JIM APPROVED BY: B.C.

KME CUSTOM PUMPER

GIRARDVILLE, PA

GS0#6509